



STONE LOOK

**BRICKWORK™**  
GLAZED PORCELAIN PAVER TILE



 **daltile®**  
IMAGINE WHAT'S POSSIBLE™

# BRICKWORK™

GLAZED PORCELAIN PAVER TILE

Renew your space with the dramatic look of Brickwork™. This modern twist on a trend favorite uses random shade variation and distressed edges to emulate brick traditionally found in historic metropolitan architecture and design. Brickwork is ideal for adding warmth, texture and a historic feel to a room. With its size options and diverse color palette, Brickwork is the ideal product to add an urban touch to your space.

## STONE LOOK

### USAGE



FLOOR



WALL



COUNTERTOP



SHOWER FLOOR



EXTERIOR FLOOR



STEPWISE™



TRU-EDGE™



REVEAL SYNC3D™



MADE IN THE U.S.A.



LARGE FORMAT



MOSAIC/DECO



ENCAUSTIC



TERRAZZO



PAVER



CUSTOMIZE



PG  
GLAZED  
PORCELAIN



LOW HIGH

SEE CHARTS FOR FULL PRODUCT DETAILS

## SPECIAL FEATURES



Cover photo features Studio 4 x 8 in a brick-joint pattern on the wall.  
Above photo features Terrace 2 x 8 field tile in a brick-joint pattern on the wall.

SIZES:



FINISHES: MATTE

4 x 8 FLOOR TILE



STUDIO BW01



ATRIUM BW02



PATIO BW03




ALCOVE BW04



TERRACE BW05

2 x 8 FLOOR TILE



STUDIO BW01



ATRIUM BW02



PATIO BW03



ALCOVE BW04



TERRACE BW05



SLIP RESISTANT



WATERPROOF



STAINPROOF



DENTPROOF



SCRATCH-RESISTANT



FIRE-RESISTANT



CLIMATEPRO™





SIMPLICLEAN™

# BRICKWORK™

GLAZED PORCELAIN PAVER TILE

STONE LOOK

## SIZES

			Thickness	Finish
	4 x 8 Floor Tile	4" x 7-15/16" (10.16 cm x 20.26 cm)	3/8"	M
	2 x 8 Floor Tile	2-1/4" x 7-15/16" (5.65 cm x 20.26 cm)	3/8"	M

M Matte Finish

## APPLICATIONS

	Target DCOF wet	Suitable
Dry & Level – Interior Floor	N/A	✓
Wet & Level – Interior Floor	≥ 0.42	✓
Shower Floors – Standard Center Drain	≥ 0.42	
Shower Floors – Linear Drain	≥ 0.42 (Mosaic) ≥ 0.60 (Floor)	✓
Exterior Floor Applications (including patios, pool decking & other wet areas with minimal footwear)	≥ 0.60	✓
Ramps & Inclines	≥ 0.65	
Walls/Backsplashes	N/A	✓
Countertops	N/A	✓
Pool Linings	N/A	✓

A DCOF value of ≥0.42 is the standard for tiles specified for level interior spaces expected to be walked upon when wet, as stated in ANSI A137.1-A326.3. For more information about DCOF and the DCOF AcuTest®, visit [daltille.com/DCOF](http://daltille.com/DCOF).

### APPLICATION NOTES:

Suitable for exterior applications (provided it is noted as suitable in the applications chart above) in freezing and non-freezing climates, when proper installation methods are followed.

## INSTALLATION

Grout Joint Recommendation	Shade Variation
3/16"	 Random (V4)

## PERFORMANCE CHARACTERISTICS

	ASTM#	Result
Water Absorption	C373	< 0.5%
Breaking Strength	C648	> 275 lbf
Scratch Hardness	C1895	8.0
Chemical Resistance	C650	Resistant

For additional information on test results, visit us at: [daltille.com/information/TestResults](http://daltille.com/information/TestResults).

## DURABILITY

### Floor Surface Wear Resistance

1 Residential Bathrooms	3 All Residential / Light Commercial
2 All Residential Areas	④ All Residential / Commercial

## NOTES

Since there are variations in all fired ceramic products, tile and trim supplied for your particular installation may not match these samples. Final color selection should be made from actual tiles and trim and not from tile samples or color reproductions. Manufactured in accordance with ANSI A137.1 standards.

Not for use on ramps. Water, oil, grease, improper drainage and certain footwear can create slippery conditions. Floor applications expected to be exposed to these conditions require extra caution in product selection.

For additional information refer to "Factors to Consider" at: [daltille.com/Factors](http://daltille.com/Factors).

Random visuals enhance the natural beauty of this product. To achieve optimal results, all tile should be selected from multiple cartons and shading and graphic arrangement planned prior to installation.

Special care should be taken when grouting with dark pigmented colors. A grout release is recommended to prevent finely powdered pigments from lodging in the pores of the surface. Use of a latex modified thin-set is recommended for installation.

 **POST-CONSUMER RECYCLED MATERIALS**

 **PRE-CONSUMER RECYCLED MATERIALS**

 **REVEAL IMAGING®**

All or select items within this series meet the requirements for these qualifications. For more information, visit [daltille.com](http://daltille.com).



ZEROTOX

7834 C.F. Hawn Freeway,  
Dallas, Texas 75217 | 1.800.933.TILE

To view the complete collection of Daltille® products and information, visit our website at [daltille.com](http://daltille.com).

 **daltille®**  
IMAGINE WHAT'S POSSIBLE™

©2025 Daltille (04/25)