



STONE LOOK

AYERS ROCK™
GLAZED PORCELAIN

 daltile®
IMAGINE WHAT'S POSSIBLE™

AYERS ROCK™

GLAZED PORCELAIN

Make a Statement With the Look of Rustic Stone

Combining the look of natural stone with the easy maintenance of glazed porcelain, Ayers Rock™ is the ideal tile for any residential or commercial space. Featuring Reveal Imaging®, Ayers Rock has a realistic natural slate visual and texture. Its rich, natural variation and beautiful color options make it a distinctive statement of elegance. Complete with three modular field tile sizes, mosaic, and a full trim package, this tile will create an upscale impression with any installation.

- NATURAL VISUALS
 - Rustic stone visual adds elegance to residential or commercial space
 - Reveal Imaging® adds surface, texture and variation of natural stone
- DISTINCTIVE COLORS AND SIZES
 - Color palette includes five warm, rich color tones that add to its organic impression
 - Collection includes large-format sizes, as well as coordinating mosaic and trim



Cover photo features Rustic Remnant 20 x 20, 13 x 20, and 13 x 13 field tile in a modular pinwheel pattern on the floor.

Above photo features Solar Summit 20 x 20 field tile in a grid pattern on the floor.

STONE LOOK

USAGE



SPECIAL FEATURES

NOT APPLICABLE FOR ALL PRODUCTS IN THIS SERIES. SEE CHARTS FOR FULL PRODUCT DETAILS.

SIZES:



FINISHES: MATTE


FLOOR TILE




SOLAR SUMMIT AY01




GOLDEN GROUND AY02



BRONZED BEACON AY03



MAJESTIC MOUND AY04




RUSTIC REMNANT AY05


3 x 3 MOSAIC




SOLAR SUMMIT AY01




GOLDEN GROUND AY02



BRONZED BEACON AY03



MAJESTIC MOUND AY04



RUSTIC REMNANT AY05



SLIP RESISTANT



WATERPROOF



STAINPROOF



DENTPROOF



SCRATCH-RESISTANT



FIRE-RESISTANT™
*Not Applicable to Mesh-Mounted Mosaics



CLIMATEPRO™



SIMPLICLEAN™

AYERS ROCK™

GLAZED PORCELAIN

STONE LOOK

SIZES

			Thickness	Sq. Ft./ Carton	Pieces/ Carton
	20 x 20 Floor Tile	(19-11/16" x 19-11/16") (50.00 cm x 50.00 cm)	3/8"	13.72	5
	13 x 20 Floor Tile	(13-1/8" x 19-11/16") (33.30 cm x 50.00 cm)	3/8"	12.86	7
	13 x 13 Floor Tile	(13-1/8" x 13-1/8") (33.30 cm x 33.30 cm)	3/8"	16.00	13
	3 x 3 Mosaic (Mesh- Mounted)	(13-1/8" x 13-1/8" Sheet) (33.30 cm x 33.30 cm Sheet)	3/8"	14.77	12

APPLICATIONS

	Target DCOF wet	Suitable
Dry & Level – Interior Floor	N/A	✓
Wet & Level – Interior Floor	≥ 0.42	✓
Shower Floors (Residential or Light Commercial)	≥ 0.42	✓*
Exterior Floor Applications (including patios, pool decking & other wet areas with minimal footwear)	≥ 0.60	
Ramps & Inclines	≥ 0.65	
Walls/Backsplashes	N/A	✓
Countertops	N/A	✓
Pool Linings	N/A	✓*

A DCOF value of ≥0.42 is the standard for tiles specified for level interior spaces expected to be walked upon when wet, as stated in ANSI A137.1-A326.3. For more information about DCOF and the DCOF AcuTest™, visit daltile.com/DCOF.

APPLICATION NOTES:




Suitable for exterior applications (provided it is noted as suitable in the applications chart above) in freezing and non-freezing climates, when proper installation methods are followed.

* Mosaic tile only



All or select items within this series meet the requirements for these qualifications. For more information, visit daltile.com.

TRIM


	Type	Number	Size	Pieces/ Carton
	Bullnose	S43E9	3 x 13	30
	Cove Base	S36E9T	6 x 13	22
	Cove Base Outcorner	SC36E9T	1 x 6	15

Floor bullnose trim is intended to coordinate with floor tile in the standard 90-degree installation position.

Floor bullnose, cove base, and cove base outcorner trim are intended to coordinate with floor tile in the standard 90-degree installation position.

Cove base and cove base outcorner are clay body ceramic suitable for non-freezing climates only.

INSTALLATION

Grout Joint Recommendation	Shade Variation
Floor: 3/16" (Overlap should not exceed 33% when installing tile with a length 15" or greater in a staggered brick -joint pattern. When multiple sizes are installed in a modular pattern, please specify same size caliber at time of order.)	 Random (V4)
Mosaic: 1/8"	

PERFORMANCE CHARACTERISTICS

	ASTM#	Floor Result	Mosaic Result
Water Absorption	C373	< 0.5%	< 3.0%
Breaking Strength	C648	> 275 lbs	> 250 lbs
Scratch Hardness	MOHS	8.0	8.0
Chemical Resistance	C650	Resistant	Resistant

For additional information on test results, visit us at: daltile.com/information/TestResults.

DURABILITY

Floor Surface Wear Resistance

1 Residential Bathrooms	3	All Residential / Light Commercial
2 All Residential Areas	④	All Residential / Commercial

NOTES

Special consideration needs to be given when installing tiles greater than 15 inches. Please refer to daltile.com/LargeTiles for more information.

Use of a latex modified thin-set is recommended for installation.

Strong random shading enhances the natural beauty of this product. To achieve optimal results, tile should be selected from multiple cartons and shading arrangement planned prior to installation.

Since there are variations in all fired ceramic products, tile and trim supplied for your particular installation may not match these samples. Final color selection should be made from actual tiles and trim and not from tile samples or color reproductions. Manufactured in accordance with ANSI A137.1 standards.

Water, oil, grease, etc. create slippery conditions. Floor applications with exposure to these conditions require extra caution in product selection. Not for use on ramps.

For additional information refer to "Factors to Consider" at daltile.com/Factors.



7834 C.F. Hawn Freeway,
Dallas, Texas 75217 | 1.800.933.TILE

To view the complete collection of Daltile® products and information, visit our website at daltile.com.

