



MARBLE LOOK

ARTSY™

GLAZED PORCELAIN FLOOR & COLORBODY™ PORCELAIN PAVER
WITH STEPWISE™ TECHNOLOGY

 daltile®
IMAGINE WHAT'S POSSIBLE™

ARTSY™

GLAZED PORCELAIN FLOOR & COLORBODY™ PORCELAIN PAVER
WITH STEPWISE™ TECHNOLOGY

With soft veining and a refined palette, Artsy captures the timeless beauty of marble while delivering the durability and performance of porcelain. Artsy breaks the mold with an elegant marble paver that allows the luxurious look of marble to extend beyond the interior. Create uninterrupted flow from interiors to exteriors—perfect for modern open-concept living or commercial spaces that embrace the outdoors.



MARBLE LOOK

USAGE



FLOOR



WALL



COUNTERTOP



SHOWER
FLOOR



EXTERIOR
FLOOR



STEPWISE™



TRU-EDGE™



REVEAL
SYNC3D™



MADE IN
THE U.S.A.



LARGE
FORMAT



MOSAIC/
DECO



ENCAUSTIC



TERRAZZO



PAVER




CUSTOMIZE



PG PC

LOW HIGH

SPECIAL FEATURES



Cover photo features Artsy™ Gallery Pearl, 24 x 24 on the floor and One Quartz Surfaces™ Calacatta Royal on the countertop. Above photo features Breccia Onyx, 24 x 24 on the floor.

NOT APPLICABLE
FOR ALL PRODUCTS
IN THIS SERIES. SEE
CHARTS FOR FULL
PRODUCT DETAILS.

MARBLE LOOK

ARTSY™

GLAZED PORCELAIN FLOOR & COLORBODY™ PORCELAIN PAVER
WITH STEPWISE™ TECHNOLOGY

SIZES:



24 x 24
Floor Tile




24 x 24
Paver Tile



12 x 24
Floor Tile

FINISHES: MATTE | POLISHED | TEXTURED

GLAZED PORCELAIN FLOOR TILE




EDITORIAL VOLAKAS AT30



STUDIO CARRARA AT31




GALLERY PEARL AT32



BRECCIA ONYX AT33

COLORBODY™ PORCELAIN 2CM PAVERS WITH STEPWISE™ TECHNOLOGY



EDITORIAL VOLAKAS AT30



STUDIO CARRARA AT31

50% MORE
SLIP RESISTANT
THAN ORDINARY TILE*

*When compared to tile meeting ANSI standards.



WATERPROOF



STAINPROOF



DENTPROOF



SCRATCH-RESISTANT*

*Applicable to products with Matte and Textured Finishes



FIRE-RESISTANT









CLIMATEPRO™



SIMPLICLEAN™

VISIT THE WHY TILE PAGE AT WWW.DAL TILE.COM FOR A COMPLETE LIST OF QUALIFICATIONS AND EXCLUSIONS.

SIZES

			Thickness	Finish	Made in U.S.A.
	24 x 24 Floor Tile	23-3/8" x 23-3/8" (59.44 cm x 59.44 cm)	5/16"	M	
		23-9/16" x 23-9/16" (60.00 cm x 60.00 cm)	5/16"	P	
	24 x 24 Paver Tile*	23-3/8" x 23-3/8" (59.44 cm x 59.44 cm)	13/16" (2 CM)	T	
	12 x 24 Floor Tile	11-5/8" x 23-3/8" (29.56 cm x 59.44 cm)	5/16"	M	
		11-13/16" x 23-9/16" (30.00 cm x 60.00 cm)	5/16"	P	

M Matte Finish P Polished Finish T Textured Finish

*Available in colors AT30 and AT31 only.

APPLICATIONS

	Target DCOF wet	Suitable
Dry & Level – Interior Floor	N/A	✓
Wet & Level – Interior Floor	≥ 0.42	✓*
Shower Floors – Standard Center Drain	≥ 0.42	
Shower Floors – Linear Drain	≥ 0.42 (Mosaic) ≥ 0.60 (Floor)	
Exterior Floor Applications (including patios, pool decking & other wet areas with minimal footwear)	≥ 0.60	✓**
Ramps & Inclines	≥ 0.65	
Walls/Backsplashes	N/A	✓
Countertops	N/A	✓*
Pool Linings	N/A	

A DCOF value of ≥0.42 is the standard for tiles specified for level interior spaces expected to be walked upon when wet, as stated in ANSI A137.1-A326.3. For more information about DCOF and the DCOF AcuTest™, visit daltille.com/DCOF.

APPLICATION NOTES:

Suitable for exterior applications (provided it is noted as suitable in the applications chart above) in freezing and non-freezing climates, when proper installation methods are followed.

*Matte finish only.

**Paver tile only.


TRIM

Type	Number	Size	Finish
 Floor Bullnose	P43F9	3 x 24	M P

M Matte Finish P Polished Finish

NOTE: Please see Xteriors Sales Sheet for additional paver trim options.

INSTALLATION

Grout Joint Recommendation	Shade Variation
1/8" (3/16" when multiple sizes are installed in a modular pattern, and/or when installing tile with a length 15" or greater in a staggered brick-joint pattern; overlap should not exceed 33%.)	 High (V3)

PERFORMANCE CHARACTERISTICS

	ASTM#	Floor Results	Paver Results
Water Absorption	C373	< 0.5%	< 0.5%
Breaking Strength	C648 C1505	> 275 lbf N/A	N/A ≥2,000 lbf
Scratch Hardness	C1895	7.0 (Polished) 8.0 (Matte)	8.0
Chemical Resistance	C650	Resistant	Resistant

For additional information on test results, visit us at: daltille.com/information/TestResults.

DURABILITY

Floor Surface Wear Resistance			
1	Residential Bathrooms	③	All Residential / Light Commercial
2	All Residential Areas	4	All Residential / Commercial

NOTES

Since there are variations in all fired ceramic and natural products, tile and trim supplied for your particular installation may not match samples. Final confirmation should be made from actual tiles and trim prior to installation. Manufactured in accordance with ANSI A137.1 standards.

Not for use on ramps. Water, oil, grease, improper drainage and certain footwear can create slippery conditions. Floor applications expected to be exposed to these conditions require extra caution in product selection.

For additional information refer to "Factors to Consider" at: daltille.com/Factors.

To achieve optimal results, all tile should be selected from multiple cartons and shading and graphic arrangement planned prior to installation.

Special consideration needs to be given when installing tiles greater than 15 inches. Please refer to daltille.com/LargeTiles for more information.

Manufacturer Advisory: All tile is measured by the DCOF AcuTest™ method. Tiles with DCOF values <0.42 are not recommended for use in areas with wet or slippery conditions. For more information, see ANSI standard A137.1 section 6.2.2.1.10, available at www.tileusa.com.

Use of a latex modified thin-set is recommended for installation. For more information, visit daltille.com.



All or select items within this series meet the requirements for these qualifications. For more information, visit daltille.com.



7834 C.F. Hawn Freeway,
Dallas, Texas 75217 | 1.800.933.TILE

To view the complete collection of Daltille® products and information, visit our website at daltille.com.

