



STONE LOOK

ARTICULO™

GLAZED PORCELAIN FLOOR & 2 X 5 CHEVRON MOSAIC,
AND GLAZED CERAMIC WALL & 1 X 3 MOSAIC

ARTICULO™

GLAZED PORCELAIN FLOOR & 2 X 5 CHEVRON MOSAIC,
AND GLAZED CERAMIC WALL & 1 X 3 MOSAIC

Chronicle Your Design in a Distinctive Way

Design tells a story with the flowing travertine look of Articulo™. Beautiful replications of linear vein-cut travertine in natural colors bring sophisticated drama to your space. Large-format porcelain floor tile in a unique 18 x 36 and the popular 12 x 24 pairs beautifully with wave wall tile designed to flow continuously from piece to piece.



Cover photo features Articulo™ Column Grey 12 x 24 polished on the floor and 2 x 5 chevron mosaic polished on the fireplace.
Above photo features Articulo™ Column Grey AR09 12 x 24 on the floor.

STONE LOOK

USAGE



SPECIAL FEATURES

NOT APPLICABLE
FOR ALL PRODUCTS
IN THIS SERIES. SEE
CHARTS FOR FULL
PRODUCT DETAILS.

SIZES:



18 x 36
Floor Tile



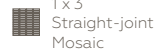
12 x 24
Floor Tile



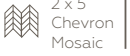
6 x 18
Wall Tile



6 x 18 Wave
Wall Tile



1 x 3
Straight-joint
Mosaic



2 x 5
Chevron
Mosaic

FINISHES: MATTE | POLISHED

GLAZED PORCELAIN FLOOR TILE



EDITORIAL WHITE AR06



FEATURE BEIGE AR07



COLUMN GREY AR09



STORY BROWN AR08



HEADLINE GREY AR10

GLAZED CERAMIC WALL TILE



EDITORIAL WHITE AR06



FEATURE BEIGE AR07



COLUMN GREY AR09

GLAZED CERAMIC WAVE WALL TILE



EDITORIAL WHITE AR06



FEATURE BEIGE AR07



COLUMN GREY AR09

GLAZED CERAMIC 1 x 3 MOSAIC



EDITORIAL WHITE AR06



FEATURE BEIGE AR07



COLUMN GREY AR09



HEADLINE GREY AR10

GLAZED PORCELAIN 2 x 5 CHEVRON MOSAIC



EDITORIAL WHITE AR06



FEATURE BEIGE AR07



COLUMN GREY AR09



SLIP RESISTANT



WATERPROOF



STAINPROOF



DENTPROOF



SCRATCH-RESISTANT¹
¹Applicable to products with Matte and Textured Finishes



FIRE-RESISTANT²
²Not Applicable to Mesh-Mounted Mosaics



CLIMATEPRO™






SIMPLICLEAN™

ARTICULO™

GLAZED PORCELAIN FLOOR & 2 X 5 CHEVRON MOSAIC,
AND GLAZED CERAMIC WALL & 1 X 3 MOSAIC

STONE LOOK

SIZES

			Thickness	Sq. Ft./ Carton	Pieces/ Carton
	18 x 36 Floor Tile*	(18-1/4" x 35-1/2") (46.40 cm x 90.30 cm)	3/8"	13.59	3
	12 x 24 Matte Floor Tile	(11-7/8" x 23-5/8") (30.23 cm x 60.12 cm)	5/16"	17.60	9
	12 x 24 Polished Floor Tile***	(11-5/8" x 23-7/16") (29.56 cm x 59.44 cm)	5/16"	17.01	9
	6 x 18 Wall Tile*	(6" x 18") (15.25 cm x 45.76 cm)	3/8"	11.25	15
	6 x 18 Wave Wall Tile*	(6" x 18") (15.25 cm x 45.76 cm)	3/8"	11.25	15
	1 x 3 Straight-joint Mosaic* (Dot-mounted)	(12-1/8" x 12-1/8" Sheet) (30.80 cm x 30.80 cm Sheet)	1/4"	10.20	10
	2 x 5 Chevron Mosaic** (Mesh-Mounted)	(12" x 12" Sheet) (30.48 cm x 30.48 cm Sheet)	5/16"	7.70	10

* Available in Matte finish only.

** Available in Polished finish in AR06, AR07, and AR09 only.

▲ Polished is rectified and not modular with any other size.

APPLICATIONS

	Target DCOF wet	Suitable
Dry & Level – Interior Floor	N/A	✓▲
Wet & Level – Interior Floor	≥ 0.42	✓†
Shower Floors (Residential or Light Commercial)	≥ 0.42	✓*
Exterior Floor Applications (including patios, pool decking & other wet areas with minimal footwear)	≥ 0.60	
Ramps & Inclines	≥ 0.65	
Walls/Backsplashes	N/A	✓
Countertops	N/A	✓†
Pool Linings	N/A	✓**

A DCOF value of ≥0.42 is the standard for tiles specified for level interior spaces expected to be walked upon when wet, as stated in ANSI A137.1-A326.3. For more information about DCOF and the DCOF AcuTest™, visit daltile.com/DCOF.

APPLICATION NOTES:

Floor and chevron mosaic tile suitable for exterior applications (provided it is noted as suitable in the applications chart above) in freezing and non-freezing climates, when proper installation methods are followed.

Wall and 1 x 3 mosaic tile suitable for exterior applications (provided it is noted as suitable in the applications chart above) in non-freezing climates, when proper installation methods are followed.



▲ Floor and Mosaic tile only.

† Matte Floor and Matte Mosaic tile only.

* Matte Mosaic tile only.

** Mosaic tile only.

TRIM

	Type	Number	Size	Pieces/ Carton
	Floor Bullnose	P43F9	3 x 24	10
	12" Jolly	S1/212J	1/2 x 11-15/16	12

INSTALLATION

Grout Joint Recommendation

Shade Variation

Matte Floor: 3/16" (Overlap should not exceed 33% when installing tile with a length 15" or greater in a staggered brick-joint pattern.)

Polished Floor: 1/8" (3/16" when installing tile with a length 15" or greater in a staggered brick-joint pattern; overlap should not exceed 33%.)

 High (V3)

Wall: 1/16" (1/8" when rectangular size is installed in a staggered brick-joint pattern; overlap should not exceed 33%.)

Mosaic: 1/8"

PERFORMANCE CHARACTERISTICS

	ASTM#	Floor & Chevron Mosaic Result	Wall Result	1 x 3 Mosaic Result
Water Absorption	C373	< 0.5%	< 20.0%	< 3.0%
Breaking Strength	C648	> 275 lbs	120-230 lbs	> 250 lbs
Scratch Hardness	MOHS	8.0 (Matte) 6.0 (Polished)	4.0-6.0	8.0
Chemical Resistance	C650	Resistant	Resistant	Resistant

For additional information on test results, visit us at: daltile.com/information/TestResults.

DURABILITY

Floor Surface Wear Resistance

1	Residential Bathrooms	3	All Residential / Light Commercial
2	All Residential Areas	④	All Residential / Commercial

NOTES

Since there are variations in all fired ceramic and natural products, tile and trim supplied for your particular installation may not match samples. Final confirmation should be made from actual tiles and trim prior to installation. Manufactured in accordance with ANSI A137.1 standards.

Not for use on ramps. Water, oil, grease, improper drainage and certain footwear can create slippery conditions. Floor applications expected to be exposed to these conditions require extra caution in product selection.

For additional information refer to "Factors to Consider" at: daltile.com/Factors.

Special consideration needs to be given when installing tiles greater than 15 inches. Please refer to daltile.com/LargeTiles for more information.

Manufacturer Advisory: All tile is measured by the DCOF AcuTest™ method. Tiles with DCOF values <0.42 are not recommended for use in areas with wet or slippery conditions. For more information, see ANSI standard A137.1 section 6.2.2.1.10, available at www.tileusa.com.

Use of a latex modified thin-set is recommended for installation. For more information, visit daltile.com.



All or select items within this series meet the requirements for these qualifications. For more information, visit daltile.com.



7834 C.F. Hawn Freeway,
Dallas, Texas 75217 | 1.800.933.TILE

To view the complete collection of
Daltile® products and information,
visit our website at daltile.com.



©2022 Daltile (6/22)