

MOSAIC

# ARTEFINO™



GLAZED PORCELAIN

 daltile®

# REVEAL ARTISANAL MOSAIC ALLURE YOUR MASTERPIECE AWAITS.

DISCOVER THE ENCHANTING WORLD OF ARTEFINO, AN ELEGANT MOSAIC SERIES THAT CALLS YOU TO REIMAGINE YOUR SPACE. WITH AN EXTENSIVE SELECTION OF UNIQUE SHAPES AND A CAPTIVATING PALETTE OF DEEP JEWEL TONES, PLAYFUL PASTELS, SULTRY METALLICS AND CONTEMPORARY MATTE COLORS, ARTEFINO ELEVATES DESIGN TO AN ART FORM. EACH PIECE IS METICULOUSLY CRAFTED, OFFERING UNPARALLELED VERSATILITY AND STYLE. UNVEIL THE HIDDEN TREASURES OF ARTEFINO AND LET YOUR SPACE TRANSFORM INTO A MASTERPIECE.



Cover photo features Artefino™ Jewel Antiqued Brass, Framed Hexagon mosaic on the wall and One Quartz Surfaces® Calacatta Cathedral on the countertop. Above photo features Artefino™ Vintage Angelite, Floret mosaic on the wall and Natural Stone Quartzite Moreno on the countertop.



MOSAIC

USAGE



FLOOR



WALL



COUNTERTOP



SHOWER FLOOR



EXTERIOR FLOOR



STEPWISE™



TRU-EDGE™



REVEAL SYNC3D™



MADE IN THE U.S.A.



LARGE FORMAT



MOSAIC/DECO



ENCAUSTIC



TERRAZZO



PAVER



CUSTOMIZE



PG

LOW HIGH

SPECIAL FEATURES


SEE CHARTS FOR FULL PRODUCT DETAILS

# ARTEFINO™


GLAZED PORCELAIN

## ARTEFINO™ VINTAGE

### 2 X 6 FISH SCALE MOSAIC



### 1 X 6 PENCIL MOSAIC



### 1/2 X 6 PYRAMID MOSAIC



### 2" FLORET MOSAIC



VISIT THE WHY TILE PAGE AT [WWW.DAL TILE.COM](http://WWW.DAL TILE.COM) FOR A COMPLETE LIST OF QUALIFICATIONS AND EXCLUSIONS.

SIZES:



Floret Mosaic



Pyramid Mosaic



Fish Scale Mosaic



Pencil Mosaic



Capsule Mosaic



Framed Hexagon Mosaic



Pyramid Hexagon Mosaic


FINISHES: GLOSSY | SATIN | MATTE

## ARTEFINO™ JEWEL


2-1/2" FRAMED HEXAGON MOSAIC



ANTIQUED BRASS AR21




SAPPHIRE AR19




OBSIDIAN AR20


3" PYRAMID HEXAGON MOSAIC



OYSTER AR27



AQUAMARINE AR25




EMERALD AR26

## ARTEFINO™ ELEMENT


1-1/2 X 6 CAPSULE MOSAIC




WHITE AR33




SAND AR34




STONE AR35



FOREST AR37



NAVY AR38



CHARCOAL AR36

# VIBRANT ARTISTIC EXPRESSION







Above photo features Artefino™ Vintage Jasper, Fish Scale Mosaic on the wall and desk and Panoramic Porcelain Surfaces™ Calacatta Aries on the floor.

# ARTEFINO™ VINTAGE

GLAZED PORCELAIN

## SIZES

			Thickness	Finish
	2" Floret Mosaic (Mesh-mounted)	(11-3/4" x 11-3/4" Sheet) (29.79 cm x 29.79 cm Sheet)	3/8"	<b>G</b>
	2 x 6 Fish Scale Mosaic (Mesh-mounted)	(12-15/16" x 12-5/8" Sheet) (32.89 cm x 32.10 cm Sheet)	1/4"	<b>G</b>
	1 x 6 Pencil Mosaic (Mesh-mounted)	(11-13/16" x 11-5/8" Sheet) (30.00 cm x 29.59 cm Sheet)	5/16"	<b>G</b>
	1/2 x 6 Pyramid Mosaic (Mesh-mounted)	(12" x 11-3/4" Sheet) (30.40 cm x 29.79 cm Sheet)	5/16"	<b>G</b>

**G** Glossy Finish

## PERFORMANCE CHARACTERISTICS

	ASTM#	Result
Water Absorption	C373	< 5.0%
Breaking Strength	C648	>250 lbs
Scratch Hardness	C1895	4.0 - 6.0
Chemical Resistance	C650	Resistant

For additional information on test results, visit us at: [daltile.com/information/TestResults](http://daltile.com/information/TestResults).

## APPLICATIONS

	Target DCOF wet	Suitable
Dry & Level – Interior Floor	N/A	
Wet & Level – Interior Floor	≥ 0.42	
Shower Floors – Standard Center Drain	≥ 0.42	
Shower Floors – Linear Drain	≥ 0.42 (Mosaic)	
	≥ 0.60 (Floor)	
Exterior Floor Applications (including patios, pool decking & other wet areas with minimal footwear)	≥ 0.60	
Ramps & Inclines	≥ 0.65	
Walls/Backsplashes	N/A	✓
Countertops	N/A	
Pool Linings	N/A	

A DCOF value of ≥0.42 is the standard for tiles specified for level interior spaces expected to be walked upon when wet, as stated in ANSI A137.1-A326.3. For more information about DCOF and the DCOF AcuTest™, visit [daltile.com/DCOF](http://daltile.com/DCOF).

## APPLICATION NOTES:

Suitable for exterior applications (provided it is noted as suitable in the applications chart above) in freezing and non-freezing climates, when proper installation methods are followed.

## INSTALLATION

Grout Joint Recommendation	Shade Variation
1/8"	 High (V3)

## NOTES

Since there are variations in all fired ceramic and natural products, tile and trim supplied for your particular installation may not match samples. Final confirmation should be made from actual tiles and trim prior to installation. Manufactured in accordance with ANSI A137.1 standards.

To achieve optimal results, all tile should be selected from multiple cartons and shading and graphic arrangement planned prior to installation.

For additional information refer to "Factors to Consider" at: [daltile.com/Factors](http://daltile.com/Factors).

# SOPHISTICATED CHARM





Above photo features Artefino™ Jewel Oyster, Pyramid Hexagon mosaic, and Panoramic Porcelain Surfaces™ Opalite on the countertop.



# ARTEFINO™ JEWEL

GLAZED PORCELAIN

## SIZES

			Thickness	Finish
	2-1/2" Framed Hexagon Mosaic (Mesh-mounted)	(14-7/16" x 12-1/16" Sheet) (36.60 cm x 30.61 cm Sheet)	1/4"	G S
	3" Pyramid Hexagon Mosaic (Mesh-mounted)	(12-1/16" x 11-1/8" Sheet) (30.61 cm x 28.19 cm Sheet)	5/16"	G

**G** Glossy finish    **S** Satin Finish available in color AR21 only.

## PERFORMANCE CHARACTERISTICS

	ASTM#	Result
Water Absorption	C373	< 5.0%
Breaking Strength	C648	> 250 lbs
Scratch Hardness	C1895	4.0 - 6.0
Chemical Resistance	C650	Resistant

For additional information on test results, visit us at: [daltille.com/information/TestResults](http://daltille.com/information/TestResults).

## APPLICATIONS


	Target DCOF wet	Suitable
Dry & Level – Interior Floor	N/A	
Wet & Level – Interior Floor	≥ 0.42	
Shower Floors – Standard Center Drain	≥ 0.42	
Shower Floors – Linear Drain	≥ 0.42 (Mosaic)	
	≥ 0.60 (Floor)	
Exterior Floor Applications (including patios, pool decking & other wet areas with minimal footwear)	≥ 0.60	
Ramps & Inclines	≥ 0.65	
Walls/Backsplashes	N/A	✓
Countertops	N/A	
Pool Linings	N/A	

A DCOF value of ≥0.42 is the standard for tiles specified for level interior spaces expected to be walked upon when wet, as stated in ANSI A1371-A326.3. For more information about DCOF and the DCOF AcuTest™, visit [daltille.com/DCOF](http://daltille.com/DCOF).

### APPLICATION NOTES:

Suitable for exterior applications (provided it is noted as suitable in the applications chart above) in freezing and non-freezing climates, when proper installation methods are followed.

## INSTALLATION

Grout Joint Recommendation	Shade Variation
1/8"	 Medium (V2)

## NOTES

Since there are variations in all fired ceramic and natural products, tile and trim supplied for your particular installation may not match samples. Final confirmation should be made from actual tiles and trim prior to installation. Manufactured in accordance with ANSI A137.1 standards.

To achieve optimal results, all tile should be selected from multiple cartons and shading and graphic arrangement planned prior to installation.

For additional information refer to "Factors to Consider" at: [daltille.com/Factors](http://daltille.com/Factors).

# VERSATILE PALETTES





Above photo features Artefino™ Element Charcoal, Capsule mosaic on the backsplash and ONE Quartz Surfaces® Chipped Ice on the desk.

## ARTEFINO™ ELEMENT

GLAZED PORCELAIN

## SIZES

			Thickness	Finish
	1-1/2 x 6 Capsule Mosaic (Mesh-mounted)	(12-15/16" x 11-9/16" Sheet) (32.89 cm x 29.39 cm Sheet)	1/4"	

 Matte Finish

## PERFORMANCE CHARACTERISTICS

	ASTM#	Result
Water Absorption	C373	<5.0%
Breaking Strength	C648	> 250 lbf
Scratch Hardness	C1895	4.0 - 6.0
Chemical Resistance	C650	Resistant

For additional information on test results, visit us at:  
[daltile.com/information/TestResults](http://daltile.com/information/TestResults).

## APPLICATIONS

	Target DCOF wet	Suitable
Dry & Level – Interior Floor	N/A	✓
Wet & Level – Interior Floor	≥ 0.42	✓
Shower Floors – Standard Center Drain	≥ 0.42	✓
Shower Floors – Linear Drain	≥ 0.42 (Mosaic) ≥ 0.60 (Floor)	✓
Exterior Floor Applications (including patios, pool decking & other wet areas with minimal footwear)	≥ 0.60	
Ramps & Inclines	≥ 0.65	
Walls/Backsplashes	N/A	✓
Countertops	N/A	
Pool Linings	N/A	

A DCOF value of ≥0.42 is the standard for tiles specified for level interior spaces expected to be walked upon when wet, as stated in ANSI A1371-A326.3. For more information about DCOF and the DCOF AcuTest™, visit [daltile.com/DCOF](http://daltile.com/DCOF).

## APPLICATION NOTES:

Suitable for exterior applications (provided it is noted as suitable in the applications chart above) in freezing and non-freezing climates, when proper installation methods are followed.

## INSTALLATION

Grout Joint Recommendation	Shade Variation
1/8"	 High (V2)

## DURABILITY

## Floor Surface Wear Resistance

1 Residential Bathrooms	3 All Residential / Light Commercial
2 All Residential Areas	 All Residential / Commercial

## NOTES

Since there are variations in all fired ceramic and natural products, tile and trim supplied for your particular installation may not match samples. Final confirmation should be made from actual tiles and trim prior to installation. Manufactured in accordance with ANSI A137.1 standards.

To achieve optimal results, all tile should be selected from multiple cartons and shading and graphic arrangement planned prior to installation.

For additional information refer to "Factors to Consider" at: [daltile.com/Factors](http://daltile.com/Factors).

Photo features Artefino™ Vintage Jasper, Pencil mosaic on the wall and ONE Quartz Surfaces® Ash Grey on the countertop.

CERTIFIED  
**PORCELAIN**  
TILE  
10% or less water absorption



**ZEROTOX**

7834 C.F. Hawn Freeway,  
Dallas, Texas 75217 | 1.800.933.TILE

To view the complete collection of  
Daltile® products and information,  
visit our website at [daltile.com](http://daltile.com).

 **daltile**  
IMAGINE WHAT'S POSSIBLE™

©2025 Daltile (03/25)