

URBAN ESSENCE™

GLAZED PORCELAIN FLOOR AND MOSAIC TILE

AMERICAN OLEAN®



CONCRETE LOOK



AMERICAN OLEAN®
PROVEN IN TILE™

URBAN ESSENCE™

Urban Essence™ is thoughtfully crafted to capture the vibrancy of urban living. A unique spin on concrete-look tile, Urban Essence seamlessly blends high variation and authentic graphics to create an industrial retreat. Offering sought-after sizes in four neutral tones to meet your distinctive design requirements, the 15 x 30 lays the groundwork for a bold statement while the 1 x 6 mosaic draws interest with the linear shape. Elevate your space with Urban Essence – where contemporary design meets urban sophistication.



Cover photo features Urban Essence™ Lead, 15 x 30 on the floor.
Above photo features Urban Essence™ Sand, 1 x 6 Mosaic on the backsplash and Sand 15 x 30 on the floor.

URBAN ESSENCE™

GLAZED PORCELAIN FLOOR AND MOSAIC TILE

AMERICAN OLEAN®

FINISHES: MATTE

USAGE



MATERIAL



PRICING



SPECIAL FEATURES



NOT APPLICABLE FOR ALL PRODUCTS IN THIS SERIES. SEE CHARTS FOR FULL PRODUCT DETAILS.

CONCRETE LOOK

GLAZED PORCELAIN FLOOR TILE




PUMICE UE60



SAND UE61



STEEL UE62




LEAD UE63

GLAZED PORCELAIN 1 x 6 MOSAIC



PUMICE UE60



SAND UE61



STEEL UE62



LEAD UE63



SLIP RESISTANT



WATERPROOF



STAINPROOF



DENTPROOF



SCRATCH-RESISTANT



FIRE-RESISTANT
Not Applicable to Health-Resistant
Materials



CLIMATEPRO™



SIMPLICLEAN™

VISIT AMERICANOLEAN.COM/WHYTILE FOR A COMPLETE LIST OF QUALIFICATIONS AND EXCLUSIONS.

URBAN ESSENCE™

GLAZED PORCELAIN FLOOR AND MOSAIC TILE

AMERICAN OLEAN®

FINISHES: MATTE

USAGE



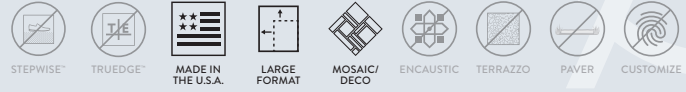
MATERIAL



PRICING



SPECIAL FEATURES



NOT APPLICABLE FOR ALL PRODUCTS IN THIS SERIES. SEE CHARTS FOR FULL PRODUCT DETAILS.

CONCRETE LOOK

SIZES

			THICKNESS	SQ. FT./ CARTON	PIECES/ CARTON
	15 x 30 Floor Tile	15-3/8" x 30-1/2" (39.15 cm x 77.60 cm)	5/16"	16.35	5
	1 x 6 Mosaic (Mesh-mounted)	12" x 12" Sheet (30.48 cm x 30.48 cm Sheet)	5/16"	10.00	10

APPLICATIONS

	TARGET DCOF WET	SUITABLE
Dry & Level – Interior Floor	N/A	●
Wet & Level – Interior Floor	≥ 0.42	●
Shower Floors - Standard Center Drain (Residential or Light Commercial)	≥ 0.42	●*
Shower Floors - Linear Drain	≥ 0.60	
Exterior Floor Applications (including patios, pool decking & other wet areas with minimal footwear)	≥ 0.60	
Ramps & Inclines	≥ 0.65	
Walls/Backsplashes	N/A	●
Countertops	N/A	●
Pool Linings	N/A	●*

A DCOF value of ≥ 0.42 is the standard for tiles specified for level interior spaces expected to be walked upon when wet, as stated in ANSI A137.1-A326.3. For more information about DCOF and the DCOF AcuTest™, visit americanolean.com/DCOF.

APPLICATION NOTES:

Suitable for exterior applications (provided it is noted as suitable in the applications chart above) in freezing and non-freezing climates, when proper installation methods are followed.

* Mosaic tile only.

TRIM

			NUMBER	PIECES/ CARTON
	Floor Bullnose	3 x 15	P439B	20

INSTALLATION

Grout Joint Recommendation	Shade Variation
<p>Floor: 3/16" (Overlap should not exceed 33% when installing tile with a length 15" or greater in a staggered brick-joint pattern.)</p> <p>Mosaic: 1/8"</p>	<p>HIGH (V3)</p>

PERFORMANCE CHARACTERISTICS

	ASTM#	FLOOR & MOSAIC RESULT
Water Absorption	C373	< 0.5%
Breaking Strength	C648	> 275 lbs.
Scratch Hardness	MOHS	8.0
Chemical Resistance	C650	Resistant

For additional information on test results, visit us at: americanolean.com/information/TestResults.

DURABILITY

Floor Surface Wear Resistance

1 Residential Bathrooms	3 All Residential / Light Commercial
2 All Residential Areas	④ All Residential / Commercial

NOTES

Since there are variations in all fired ceramic and natural products, tile and trim supplied for your particular installation may not match samples. Final confirmation should be made from actual tiles and trim prior to installation. Manufactured in accordance with ANSI A137.1 standards.

Not for use on ramps. Water, oil, grease, improper drainage and certain footwear can create slippery conditions. Floor applications expected to be exposed to these conditions require extra caution in product selection.

For additional information refer to "Factors to Consider" at: americanolean.com/Factors.

To achieve optimal results, all tile should be selected from multiple cartons and shading and graphic arrangement planned prior to installation.

Special consideration needs to be given when installing tiles greater than 15 inches. Please refer to americanolean.com/LargeTiles for more information.

Use of a latex modified thin-set is recommended for installation.

For more information, visit americanolean.com.

FEATURES



POST-CONSUMER
RECYCLED MATERIALS



PRE-CONSUMER
RECYCLED MATERIALS



MADE IN THE U.S.A.



REVEAL IMAGING®



All or select items within this series meet the requirements for these qualifications. For more information visit americanolean.com.

888.AOT.TILE



AMERICAN OLEAN®
PROVEN IN TILE™

AMERICANOLEAN.COM

©2024 AMERICAN OLEAN (02/24)