

STONE THEORY™

GLAZED PORCELAIN FLOOR, GLAZED CERAMIC WALL AND MOSAIC,
AND ANTIQUED MIRROR & GLASS MOSAICS

AMERICAN OLEAN®



STONE LOOK



AMERICAN OLEAN®
PROVEN IN TILE™

STONE THEORY™

Stone Theory™ blends nature with a contemporary flair. Inspired by the fusion of marble and quartzite, the three neutral colors are offered for both floor and wall applications, including a modernized 6x18 wall tile. The stunning tiffany glass and antiqued mirror mosaic, inspired by the Art Deco period, accentuates its intriguing stone visuals and contrasting veins. Add a striking yet calming ambiance to any space with Stone Theory.



Cover photo features Metamorphic 12 x 24 on the floor and Gem Chevron Glass & Antiqued Mirror Mosaic on the wall.
Above photo features Notion 6 x 18 on the shower wall and Notion 2 x 2 mosaic on the shower floor.

STONE THEORY™

GLAZED PORCELAIN FLOOR, GLAZED CERAMIC WALL AND MOSAIC,
AND ANTIQUED MIRROR & GLASS MOSAICS

AMERICAN OLEAN®

FINISHES: MATTE | GLOSSY | SATIN

USAGE



FLOOR



WALL



COUNTERTOP



SHOWER
FLOOR



EXTERIOR
FLOOR

MATERIAL



PG
GLAZED
PORCELAIN



CG
GLAZED
CERAMIC



MX
MIXED
MATERIALS

PRICING



LOW HIGH

SPECIAL FEATURES



STEPWISE™



TRUEEDGE™



REVEAL
SYNC3D™



MADE IN
THE U.S.A.



LARGE
FORMAT



MOSAIC/
DECO



ENCAUSTIC



TERRAZZO



PAVER



CUSTOMIZE

NOT APPLICABLE FOR ALL PRODUCTS IN THIS SERIES. SEE CHARTS FOR FULL PRODUCT DETAILS.

STONE LOOK

GLAZED PORCELAIN FLOOR TILE - MATTE



NOTION ST86



METAMORPHIC ST87




FORMATION ST88


GLAZED CERAMIC WALL TILE - SATIN



NOTION ST86



METAMORPHIC ST87



FORMATION ST88

GLAZED CERAMIC 2 x 2 MOSAIC - MATTE



NOTION ST86



METAMORPHIC ST87



FORMATION ST88

STACK GLASS & ANTIQUED MIRROR MOSAIC - GLOSSY



GEO STACK
MOSAIC ST89



GEM STACK
MOSAICS ST96

ARROW GLASS & ANTIQUED MIRROR MOSAIC - GLOSSY



GEO ARROW
MOSAIC ST89



GEM ARROW
MOSAIC ST96

CHEVRON GLASS & ANTIQUED MIRROR MOSAIC - GLOSSY



GEO CHEVRON
MOSAIC ST89



GEMCHEVRON
MOSAIC ST96



SLIP RESISTANT



WATERPROOF



STAINPROOF



DENTPROOF



SCRATCH-RESISTANT
Applicable to products with Matte and
Textured Finishes



FIRE-RESISTANT™
Not Applicable to Mesh-Mounted
Mosaics



CLIMATEPRO™



SIMPLECLEAN™

VISIT AMERICANOLEAN.COM/WHYTILE FOR A COMPLETE LIST OF QUALIFICATIONS AND EXCLUSIONS.

STONE THEORY™

GLAZED PORCELAIN FLOOR, GLAZED CERAMIC WALL AND MOSAIC,
AND ANTIQUED MIRROR & GLASS MOSAICS

AMERICAN OLEAN®

FINISHES: MATTE | GLOSSY | SATIN

USAGE



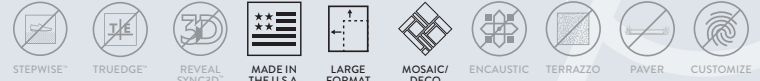
MATERIAL



PRICING



SPECIAL FEATURES



NOT APPLICABLE FOR ALL PRODUCTS IN THIS SERIES. SEE CHARTS FOR FULL PRODUCT DETAILS.

STONE LOOK

SIZES

			THICKNESS	FINISH	MADE IN U.S.A.
	12 x 24 Floor Tile	11-7/8" x 23-5/8" (30.23 cm x 60.12 cm)	5/16"	M	
	6 x 18 Wall Tile	6" x 18" (15.26 cm x 45.77 cm)	3/8"	S	
	2 x 2 Mosaic (Dot-mounted)	12" x 24" Sheet (30.48 cm x 60.96 cm Sheet)	1/4"	M	
	Arrow Glass & Antiqued Mirror Mosaic (Mesh-mounted)	13-15/16" x 11-1/2" Sheet (35.51 cm x 29.31 cm Sheet)	3/16"	G	
	Chevron Glass & Antiqued Mirror Mosaic (Mesh-mounted)	14-1/16" x 12" Sheet (35.71 cm x 30.48 cm Sheet)	3/16"	G	
	Stack Glass & Antiqued Mirror Mosaic (Mesh-mounted)	13-15/16" x 12-1/4" Sheet (35.51 cm x 31.00 cm Sheet)	3/16"	G	

M Matte Finish G Glossy Finish S Satin Finish

APPLICATIONS

	TARGET DCOF WET	SUITABLE
Dry & Level – Interior Floor	N/A	●*
Wet & Level – Interior Floor	≥ 0.42	●*
Shower Floors – Standard Center Drain	≥ 0.42	●**
Shower Floors – Linear Drain	≥ 0.42 (Mosaic) ≥ 0.60 (Floor)	●**
Exterior Floor Applications (including patios, pool decking & other wet areas with minimal footwear)	≥ 0.60	
Ramps & Inclines	≥ 0.65	
Walls/Backsplashes	N/A	●
Countertops	N/A	●*
Pool Linings	N/A	●**

A DCOF value of ≥ 0.42 is the standard for tiles specified for level interior spaces expected to be walked upon when wet, as stated in ANSI A137.1-A326.3. For more information about DCOF and the DCOF AcuTest™, visit americanolean.com/DCOF.

APPLICATION NOTES:

Floor tile suitable for exterior applications (provided it is noted as suitable in the applications chart above) in freezing and non-freezing climates, when proper installation methods are followed.

Wall and mosaic tiles suitable for exterior applications (provided it is noted as suitable in the applications chart above) in non-freezing climates, when proper installation methods are followed.

* Floor tile and 2 x 2 mosaic tile only.

** 2 x 2 mosaic tile only.

TRIM

			NUMBER	FINISH
	Floor Bullnose	3 x 12	P43C9	M
	12" Jolly	1/2 x 12	S1/212J	S

M Matte Finish S Satin Finish

INSTALLATION

Grout Joint Recommendation	Shade Variation
Floor Tile: 3/16" (Overlap should not exceed 33% when installing tile with length 15" or greater in a staggered brick-joint pattern.) Wall Tile: 1/16" (1/8" when rectangular sizes are used in a staggered brick-joint pattern, where the overlap does not exceed 33%) Mosaic Tile: 1/8"	 MEDIUM (V2)

PERFORMANCE CHARACTERISTICS

	ASTM#	FLOOR RESULT	WALL RESULT	2 x 2 MOSAIC RESULT	GLASS AND ANTIQUED MIRROR MOSAIC RESULT
Water Absorption	C373	< 0.5%	< 20.0%	< 3.0%	< 0.5%
Breaking Strength	C648	> 275 lbf	120 - 230 lbf	> 250 lbf	> 100 lbf
Scratch Hardness	C1895	8.0	4.0 - 6.0	8.0	4.0
Chemical Resistance	C650	Resistant	Resistant	Resistant	Resistant

For additional information on test results, visit us at: americanolean.com/information/TestResults.

DURABILITY

Floor Surface Wear Resistance

1	Residential Bathrooms	3	All Residential / Light Commercial
2	All Residential Areas	4	All Residential / Commercial

NOTES

Since there are variations in all fired ceramic and natural products, tile and trim supplied for your particular installation may not match samples. Final confirmation should be made from actual tiles and trim prior to installation. Manufactured in accordance with ANSI A137.1 standards.

Not for use on ramps. Water, oil, grease, improper drainage and certain footwear can create slippery conditions. Floor applications expected to be exposed to these conditions require extra caution in product selection.

For additional information refer to "Factors to Consider" at: americanolean.com/Factors.

To achieve optimal results, all tile should be selected from multiple cartons and shading and graphic arrangement planned prior to installation.

Special consideration needs to be given when installing tiles greater than 15 inches. Please refer to americanolean.com/LargeTiles for more information.

Use of a latex modified thin-set is recommended for installation. For more information, visit americanolean.com.



PRE-CONSUMER RECYCLED MATERIALS



POST-CONSUMER RECYCLED MATERIALS



REVEAL IMAGING®



ZEROTOX

888.AOT.TILE



AMERICAN OLEAN®
PROVEN IN TILE™

AMERICANOLEAN.COM

©2025 AMERICAN OLEAN (09/25)

All or select items within this series meet the requirements for these qualifications.
For more information visit americanolean.com.