



STONE LOOK



ROCHESTER™

Rochester is a blend of two popular natural stones, limestone and pulpis marble. The limestone provides the back drop with its soft sand-like movement and the pulpis marble provides beautiful, fine veining. The beauty of this natural stone inspired collection is enhanced by chiseled edges, creating an even more authentic look.



Cover and above photo features Beige 12 x 24 tile and 1-1/2 x 1-1/2 Hexagon Mosaic on the floor.

USAGE



FLOOR



WALL



COUNTERTOP



SHOWER FLOOR



EXTERIOR FLOOR

MATERIAL

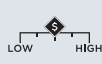


PG



CG

PRICING



LOW HIGH

SPECIAL FEATURES



STEPWISE™



TRUEEDGE™



REVEAL SYNC3D™



MADE IN THE U.S.A.



LARGE FORMAT



MOSAIC/DECO



ENCAUSTIC



TERRAZZO



PAVER



CUSTOMIZE

NOT APPLICABLE FOR ALL PRODUCTS IN THIS SERIES. SEE CHARTS FOR FULL PRODUCT DETAILS.

STONE LOOK

GLAZED PORCELAIN FLOOR TILE



WHITE RC01




GRAY RC02




BEIGE RC03


HEXAGON MOSAIC TILE



WHITE RC01



GRAY RC02



BEIGE RC03



SLIP RESISTANT



WATERPROOF



STAINPROOF



DENTPROOF



SCRATCH-RESISTANT



FIRE-RESISTANT



CLIMATEPRO™



SIMPLICLEAN™

VISIT [AMERICANOLEAN.COM/WHYTILE](https://www.americanolean.com/whytile) FOR A COMPLETE LIST OF QUALIFICATIONS AND EXCLUSIONS.

FINISHES: MATTE

USAGE



MATERIAL



PRICING



SPECIAL FEATURES



NOT APPLICABLE FOR ALL PRODUCTS IN THIS SERIES. SEE CHARTS FOR FULL PRODUCT DETAILS.

SIZES

			THICKNESS	FINISH	MADE IN U.S.A
	12 x 24 Floor Tile	11-13/16" x 23-13/16" (30.00 cm x 60.48 cm)	5/16"		
	1 1/2 x 1 1/2 Hexagon Mosaic Tile (Dot-mounted)	11-3/8" x 10-1/4" Sheet (28.89 cm x 26.04 cm Sheet)	1/4"		

Matte Finish

APPLICATIONS

	TARGET DCOF WET	SUITABLE
Dry & Level – Interior Floor	N/A	
Wet & Level – Interior Floor	≥ 0.42	
Shower Floors - Standard Center Drain	≥ 0.42	
Shower Floors - Linear Drain	≥ 0.42 (Mosaic) ≥ 0.60 (Floor)	
Exterior Floor Applications (including patios, pool decking & other wet areas with minimal footwear)	≥ 0.60	
Ramps & Inclines	≥ 0.65	
Walls/Backsplashes	N/A	
Countertops	N/A	
Pool Linings	N/A	

A DCOF value of ≥ 0.42 is the standard for tiles specified for level interior spaces expected to be walked upon when wet, as stated in ANSI A137.1-A326.3. For more information about DCOF and the DCOF AcuTest™, visit americanolean.com/DCOF.

APPLICATION NOTES:

Floor tile suitable for exterior applications (provided it is noted as suitable in the applications chart above) in freezing and non-freezing climates, when proper installation methods are followed.
Mosaic tile suitable for exterior applications (provided it is noted as suitable in the applications chart above) in non-freezing climates, when proper installation methods are followed.
* Mosaic tile only

FEATURES



All or select items within this series meet the requirements for these qualifications. For more information visit marazzitile.com.

STONE LOOK

TRIM

		NUMBER	FINISH
	Floor Bullnose	3 x 12	P43C9
	Matte Finish		

INSTALLATION & PRICING

Grout Joint Recommendation	Shade Variation
Floor Tile: 3/16" (Overlap should not exceed 33% when installing tile with a length 15" or greater in a staggered brick-joint pattern.) Mosaic Tile: 1/8"	 MEDIUM (V2)

PERFORMANCE CHARACTERISTICS

	ASTM#	FLOOR RESULT	MOSAIC RESULT
Water Absorption	C373	< 0.5%	<3.0%
Breaking Strength	C648	> 250 lbf.	>250 lbf.
Scratch Hardness	C1895	8.0	8.0
Chemical Resistance	C650	Resistant	Resistant

For additional information on test results, visit us at: americanolean.com/information/TestResults.

DURABILITY

Floor Surface Wear Resistance			
1	Residential Bathrooms		All Residential / Light Commercial
2	All Residential Areas	4	All Residential / Commercial

NOTES

Since there are variations in all fired ceramic and natural products, tile and trim supplied for your particular installation may not match samples. Final confirmation should be made from actual tiles and trim prior to installation. Manufactured in accordance with ANSI A137.1 standards.
Not for use on ramps. Water, oil, grease, improper drainage and certain footwear can create slippery conditions. Floor applications expected to be exposed to these conditions require extra caution in product selection.
For additional information refer to "Factors to Consider" at: americanolean.com/Factors.
To achieve optimal results, all tile should be selected from multiple cartons and shading and graphic arrangement planned prior to installation.
Special consideration needs to be given when installing tiles greater than 15 inches. Please refer to americanolean.com/LargeTiles for more information.
Use of a latex modified thin-set is recommended for installation. For more information, visit americanolean.com.