

RESERVORIO™

COLORBODY™ PORCELAIN FLOOR & MOSAIC AND GLAZED CERAMIC WALL

AMERICAN OLEAN®



STONE LOOK



AMERICAN OLEAN®
PROVEN IN TILE™


















RESERVORIO™

Drawing inspiration from the organic design of travertine stone, Reservoirio™ envelops your space with a natural color palette and authentic veining, creating an environment of serene beauty that blends into any setting. A canvas for elegance, the large format 24 x 48 lends to a seamless design, while the 12 x 24 Fluted tile introduces depth and intrigue to your interior. Reservoirio makes a statement while preserving the tranquil ambiance of a natural stone look.



Cover Photo features Reservoirio™ Lotus, 12 x 24 Fluted wall tile on the wall and Lotus 24 x 48 on the floor.
Above Photo features Reservoirio™ Pebblestone, 12 x 24 Fluted wall tile on the bedroom wall, Pebblestone 1 x 4 mosaic on the bathroom wall and Pebblestone 12 x 24 on the floor.

FINISHES: MATTE

USAGE	MATERIAL	PRICING	SPECIAL FEATURES
 FLOOR  WALL  COUNTERTOP  SHOWER FLOOR  EXTERIOR FLOOR	 PC  CG	 LOW HIGH	 STEPWISE™  TRUEEDGE™  MADE IN THE U.S.A.  LARGE FORMAT  MOSAIC/DECO  ENCAUSTIC  TERRAZZO  PAVER  CUSTOMIZE

NOT APPLICABLE FOR ALL PRODUCTS IN THIS SERIES. SEE CHARTS FOR FULL PRODUCT DETAILS.

STONE LOOK

COLORBODY™ PORCELAIN FLOOR TILE



LOTUS RS27



PEBBLESTONE RS28



MINERAL RS29

GLAZED CERAMIC WALL TILE - FLUTED



LOTUS RS27



PEBBLESTONE RS28



MINERAL RS29

COLORBODY™ PORCELAIN MOSAIC



LOTUS RS27



PEBBLESTONE RS28



MINERAL RS29

JOLLY TRIM



LOTUS RS27



PEBBLESTONE RS28



MINERAL RS29

							
SLIP RESISTANT	WATERPROOF	STAINPROOF	DENTPROOF	SCRATCH-RESISTANT	FIRE-RESISTANT <small>Not Applicable to Mesh-Mounted Mosaics</small>	CLIMATEPRO™	SIMPLICLEAN™

VISIT AMERICANOLEAN.COM/WHYTILE FOR A COMPLETE LIST OF QUALIFICATIONS AND EXCLUSIONS.

RESERVORIO™

COLORBODY™ PORCELAIN FLOOR & MOSAIC AND GLAZED CERAMIC WALL

AMERICAN OLEAN®

FINISHES: MATTE

USAGE	MATERIAL	PRICING	SPECIAL FEATURES

NOT APPLICABLE FOR ALL PRODUCTS IN THIS SERIES. SEE CHARTS FOR FULL PRODUCT DETAILS.

STONE LOOK

SIZES

			THICKNESS	SQ. FT./ CARTON	PIECES/ CARTON
	24 x 48 Floor Tile	23-3/8" x 46-15/16" (59.44 cm x 119.20 cm)	5/16"	15.26	2
	12 x 24 Floor Tile	11-5/8" x 23-3/8" (29.56 cm x 59.44 cm)	5/16"	17.02	9
	12 x 24 Fluted Wall Tile	11-3/4" x 23-3/4" (29.92 cm x 60.43 cm)	5/16"	15.56	8
	1 x 4 Mosaic (Mesh-mounted)	12-1/4" x 11-1/8" Sheet (31.11 cm x 28.25 cm Sheet)	5/16"	9.50	10

APPLICATIONS

	TARGET DCOF WET	SUITABLE
Dry & Level – Interior Floor	N/A	●*
Wet & Level – Interior Floor	≥ 0.42	●*
Shower Floors - Standard Center Drain (Residential or Light Commercial)	≥ 0.42	●**
Shower Floors - Linear Drain	≥ 0.60	
Exterior Floor Applications (including patios, pool decking & other wet areas with minimal footwear)	≥ 0.60	
Ramps & Inclines	≥ 0.65	
Walls/Backsplashes	N/A	●
Countertops	N/A	●*
Pool Linings	N/A	●**

A DCOF value of ≥ 0.42 is the standard for tiles specified for level interior spaces expected to be walked upon when wet, as stated in ANSI A137.1-A326.3. For more information about DCOF and the DCOF AcuTest™, visit americanolean.com/DCOF.

APPLICATION NOTES:

Floor and Mosaic tile suitable for exterior applications (provided it is noted as suitable in the applications chart above) in freezing and non-freezing climates, when proper installation methods are followed.

Wall tile suitable for exterior applications (provided it is noted as suitable in the applications chart above) in non-freezing climates, when proper installation methods are followed.

* Floor and Mosaic tile only.

** Mosaic tile only

FEATURES

	POST-CONSUMER RECYCLED MATERIALS		PRE-CONSUMER RECYCLED MATERIALS
	MADE IN THE U.S.A.		REVEAL IMAGING®

MEMBER	CERTIFIED PORCELAIN™ TILE 0.5% or less water absorption	ZEROTOX Healthy Homes Healthy Planet

All or select items within this series meet the requirements for these qualifications. For more information visit americanolean.com.

TRIM

			NUMBER	PIECES/ CARTON
	Floor Bullnose	3 x 24	P43F9	10
	Jolly	1/2 x 12	S1/212J	6 CARDS*

*4 Pieces per card

INSTALLATION

Grout Joint Recommendation	Shade Variation
<p>Floor: 1/8" (3/16" when multiple sizes are installed in a modular pattern, and/or when installing tile with a length 15" or greater in a staggered brick-joint pattern; overlap should not exceed 33%.)</p> <p>Wall: 1/16" (1/8" when rectangular size is installed in a staggered brick-joint pattern; overlap should not exceed 33%.)</p> <p>Mosaic: 1/8"</p>	<p>RANDOM (V4)</p>

PERFORMANCE CHARACTERISTICS

	ASTM#	FLOOR & MOSAIC RESULT	WALL RESULT
Water Absorption	C373	< 0.5%	<20.0%
Breaking Strength	C648	> 275 lbs.	120 - 230 lbs.
Scratch Hardness	MOHS	8.0	4.0 - 6.0
Chemical Resistance	C650	Resistant	Resistant

For additional information on test results, visit us at: americanolean.com/information/TestResults.

DURABILITY

Floor Surface Wear Resistance

1	Residential Bathrooms	3	All Residential / Light Commercial
2	All Residential Areas	4	All Residential / Commercial

NOTES

Since there are variations in all fired ceramic and natural products, tile and trim supplied for your particular installation may not match samples. Final confirmation should be made from actual tiles and trim prior to installation. Manufactured in accordance with ANSI A137.1 standards.

Not for use on ramps. Water, oil, grease, improper drainage and certain footwear can create slippery conditions. Floor applications expected to be exposed to these conditions require extra caution in product selection.

For additional information refer to "Factors to Consider" at: americanolean.com/Factors.

Random visuals enhance the natural beauty of this product. To achieve optimal results, all tile should be selected from multiple cartons and shading and graphic arrangement planned prior to installation.

Special consideration needs to be given when installing tiles greater than 15 inches. Please refer to americanolean.com/LargeTiles for more information.

Special care should be taken when grouting with dark pigmented colors. A grout release is recommended to prevent finely powdered pigments from lodging in the pores of the surface. Use of a latex modified thin-set is recommended for installation.

888.AOT.TILE



AMERICAN OLEAN®
PROVEN IN TILE™

AMERICANOLEAN.COM

©2024 AMERICAN OLEAN (02/24)