

NEOCONCRETE™

COLORBODY™ PORCELAIN FLOOR & MOSAIC WITH STEPWISE™ TECHNOLOGY

AMERICAN OLEAN®



CONCRETE LOOK



AMERICAN OLEAN®
PROVEN IN TILE™

NEOCONCRETE™

This concrete-look tile is one you can count on to deliver both style and safety in spaces that demand more. Beautiful classic coloring comes in two large sizes, as well as a contemporary 3-D cube mosaic. Designed to coordinate with one of our favorite collections—Neospeck™, Neoconcrete™ completes the offering with a rectified Colorbody™ porcelain tile available with Stepwise™ technology.



50% MORE
SLIP RESISTANT
THAN ORDINARY TILE*

*When compared to the meeting ANSI standards.



Cover photo features Neoconcrete™ Medium Gray 24 x 24 Matte on the outside patio floor and Neospeck™ Medium Gray 24 x 24 Matte on the inside restaurant floor with Neoconcrete™ Medium Gray 3D Cube mosaic on the back bar wall and wall under roof overhang. Above photo features Neoconcrete™ White 12 x 24 Light Polished on the walls.

NEOCONCRETE™

COLORBODY™ PORCELAIN FLOOR & MOSAIC WITH STEPWISE™ TECHNOLOGY

AMERICAN OLEAN®

FINISHES: MATTE | LIGHT POLISHED

USAGE



MATERIAL



PRICING



SPECIAL FEATURES



NOT APPLICABLE FOR ALL PRODUCTS IN THIS SERIES. SEE CHARTS FOR FULL PRODUCT DETAILS.

CONCRETE LOOK

COLORBODY™ PORCELAIN FLOOR TILE – AVAILABLE IN MATTE & LIGHT POLISHED



WHITE NE10



BEIGE NE11




LIGHT GRAY NE12




MEDIUM GRAY NE13


COLORBODY™ PORCELAIN MOSAIC WITH STEPWISE™ TECHNOLOGY - MATTE




WHITE NE10



BEIGE NE11



LIGHT GRAY NE12



MEDIUM GRAY NE13



VISIT AMERICANOLEAN.COM/WHYTILE FOR A COMPLETE LIST OF QUALIFICATIONS AND EXCLUSIONS.

NEOCONCRETE™

COLORBODY™ PORCELAIN FLOOR & MOSAIC WITH STEPWISE™ TECHNOLOGY

AMERICAN OLEAN®

FINISHES: MATTE | LIGHT POLISHED

USAGE



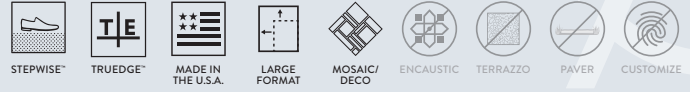
MATERIAL



PRICING



SPECIAL FEATURES



NOT APPLICABLE FOR ALL PRODUCTS IN THIS SERIES. SEE CHARTS FOR FULL PRODUCT DETAILS.

CONCRETE LOOK

SIZES

			THICKNESS	SQ. FT./ CARTON	PIECES/ CARTON
	24 x 24 Floor Tile	23-3/8" x 23-3/8" (59.44 cm x 59.44 cm)	5/16"	15.20	4
	12 x 24 Floor Tile	11-5/8" x 23-3/8" (29.56 cm x 59.44 cm)	5/16"	17.02	9
	3D Cube Mosaic** (Mesh-mounted)	11-1/2" x 11-1/2" Sheet (29.21 cm x 29.21 cm Sheet)	5/16"	6.20	10

* Available in Matte finish only.
 ** 3D Cube mosaic with StepWise™ Technology requires special installation considerations.
 Please refer to americanolean.com/Neoconcrete for more information.

APPLICATIONS

	TARGET DCOF WET	SUITABLE
Dry & Level – Interior Floor	N/A	●
Wet & Level – Interior Floor	≥ 0.42	●*
Shower Floors (Residential or Light Commercial)	≥ 0.42	●**
Exterior Floor Applications (including patios, pool decking & other wet areas with minimal footwear)	≥ 0.60	●*
Ramps & Inclines	≥ 0.65	●
Walls/Backsplashes	N/A	●
Countertops	N/A	●
Pool Linings	N/A	●

A DCOF value of ≥ 0.42 is the standard for tiles specified for level interior spaces expected to be walked upon when wet, as stated in ANSI A137.1-A326.3. For more information about DCOF and the DCOF AcuTest™, visit americanolean.com/DCOF.

APPLICATION NOTES:

Suitable for exterior applications (provided it is noted as suitable in the applications chart above) in freezing and non-freezing climates, when proper installation methods are followed.

- * Matte floor and mosaic tile only.
- ** Mosaic tile only when a linear drain system is used and proper installation methods are followed.

FEATURES



All or select items within this series meet the requirements for these qualifications.
 For more information visit americanolean.com.

TRIM

			NUMBER	PIECES/ CARTON
	Floor Bullnose*	3 x 24	P43F9	10
	Cove Base*	6 x 12	P36C9TB	22
	Cove Base Outcorner*	1 x 6	PC36C9TB	15

* Available in Matte finish only.
 Cove base trim is intended to coordinate with floor tile in the standard 90-degree installation position.

INSTALLATION

Grout Joint Recommendation	Shade Variation
<p>Floor: 1/8" (3/16" when multiple sizes are installed in a modular pattern, and/or when installing tile with a length 15" or greater in a staggered brick-joint pattern; overlap should not exceed 33%.)</p> <p>Mosaic: 1/8"</p>	<p>MEDIUM (V2)</p>

PERFORMANCE CHARACTERISTICS

	ASTM#	RESULTS
Water Absorption	C373	< 0.5%
Breaking Strength	C648	> 275 lbs
Scratch Hardness	MOHS	8.0
Chemical Resistance	C650	Resistant

For additional information on test results, visit us at: americanolean.com/information/TestResults.

DURABILITY

Floor Surface Wear Resistance

1 Residential Bathrooms	3 All Residential / Light Commercial
2 All Residential Areas	4 All Residential / Commercial

NOTES

Since there are variations in all fired ceramic and natural products, tile and trim supplied for your particular installation may not match samples. Final confirmation should be made from actual tiles and trim prior to installation. Manufactured in accordance with ANSI A137.1 standards.

Not for use on ramps. Water, oil, grease, improper drainage and certain footwear can create slippery conditions. Floor applications expected to be exposed to these conditions require extra caution in product selection.

For additional information refer to "Factors to Consider" at: americanolean.com/Factors.

To achieve optimal results, all tile should be selected from multiple cartons and shading and graphic arrangement planned prior to installation.

Special consideration needs to be given when installing tiles greater than 15 inches. Please refer to americanolean.com/LargeTiles for more information.

Manufacturer Advisory: All tile is measured by the DCOF AcuTest™ method. Tiles with DCOF values < 0.42 are not recommended for use in areas with wet or slippery conditions. For more information, see ANSI standard A137.1 section 6.2.2.1.10, available at www.tileusa.com.

Special care should be taken when grouting with dark pigmented colors. A grout release is recommended to prevent finely powdered pigments from lodging in the pores of the surface. Use of a latex modified thin-set is recommended for installation.

888.AOT.TILE



AMERICAN OLEAN®
 PROVEN IN TILE™