

MONTESANO™

COLORBODY™ PORCELAIN FLOOR & MOSAICS WITH STEPWISE™ TECHNOLOGY

AMERICAN OLEAN®



STONE LOOK



AMERICAN OLEAN®
PROVEN IN TILE™

MONTESANO™

With a stone-like finish and earthy colors, Montesano™ recreates visuals of the rarest quartzites found in nature.

An elegant, soft structure adds a tactile accent to each individual piece, while a gentle linear grain helps form an authentic look.



50% MORE
SLIP RESISTANT
THAN ORDINARY TILE*

*When compared to tile meeting ANSI Standards.

Cover and above photos feature Light Grey 15 x 30 on the floor.



FINISHES: MATTE

USAGE	MATERIAL	PRICING	SPECIAL FEATURES
<p>FLOOR WALL COUNTERTOP SHOWER FLOOR EXTERIOR FLOOR</p>	<p>PC COLORBODY PORCELAIN</p>	<p>LOW HIGH</p>	<p>STEPWISE™ TRUEDGE™ MADE IN THE U.S.A. LARGE FORMAT MOSAIC/DECO ENCAUSTIC TERRAZZO PAVER CUSTOMIZE</p>

NOT APPLICABLE FOR ALL PRODUCTS IN THIS SERIES. SEE CHARTS FOR FULL PRODUCT DETAILS.

STONE LOOK

COLORBODY™ PORCELAIN FLOOR TILE WITH STEPWISE™ TECHNOLOGY



WHITE MN70




GREIGE MN71



LIGHT GRAY MN72



MEDIUM GRAY MN73



CHARCOAL MN74

COLORBODY™ PORCELAIN CHEVRON MOSAIC WITH STEPWISE™ TECHNOLOGY



WHITE MN70




GREIGE MN71



LIGHT GRAY MN72



MEDIUM GRAY MN73



CHARCOAL MN74

<p>50% MORE SLIP RESISTANT THAN ORDINARY TILE*</p>	<p>WATERPROOF</p>	<p>STAINPROOF</p>	<p>DENTPROOF</p>	<p>SCRATCH-RESISTANT</p>	<p>FIRE-RESISTANT <small>*Not Applicable to Mesh-Mounted Mosaics</small></p>	<p>INDOOR/OUTDOOR</p>	<p>SIMPLICLEAN™</p>
---	-------------------	-------------------	------------------	--------------------------	--	-----------------------	---------------------

VISIT AMERICANOLEAN.COM/WHYTILE FOR A COMPLETE LIST OF QUALIFICATIONS AND EXCLUSIONS.

FINISHES: MATTE

USAGE



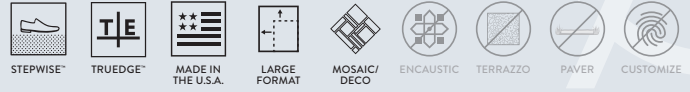
MATERIAL



PRICING



SPECIAL FEATURES



NOT APPLICABLE FOR ALL PRODUCTS IN THIS SERIES. SEE CHARTS FOR FULL PRODUCT DETAILS.

STONE LOOK

SIZES

			THICKNESS	SQ. FT./ CARTON	PIECES/ CARTON
	15 x 30 Floor Tile	14-15/16" x 30-1/8" (38.00 cm x 76.50 cm)	5/16"	15.65	5
	2 x 5 Chevron Mosaic (Mesh-mounted)	7-7/16" x 14-7/16" Sheet (18.92 cm x 36.67 cm Sheet)	5/16"	5.63	10

INSTALLATION & PRICING

Grout Joint Recommendation	Shade Variation
<p>Floor: 1/8" (3/16" when installing tile with a length 15" or greater in a staggered brick-joint pattern; overlap should not exceed 33%.)</p> <p>Mosaic: 1/8"</p>	<p>MEDIUM (V2)</p>

PERFORMANCE CHARACTERISTICS

	ASTM#	FLOOR RESULT	MOSAIC RESULT
Water Absorption	C373	< 0.5%	< 0.5%
Breaking Strength	C648	> 275 lbs.	> 275 lbs.
Scratch Hardness	MOHS	8.0	8.0
Chemical Resistance	C650	Resistant	Resistant

For additional information on test results, visit us at: americanolean.com/information/TestResults.

DURABILITY

Floor Surface Wear Resistance		
1 Residential Bathrooms	3	All Residential / Light Commercial
2 All Residential Areas	4	All Residential / Commercial

FEATURES



All or select items within this series meet the requirements for these qualifications. For more information visit americanolean.com.

TRIM

			NUMBER	PIECES/ CARTON
	Bullnose	3 x 15	P439B	20

APPLICATIONS

	TARGET DCOF WET	SUITABLE
Dry & Level - Interior Floor	N/A	●
Wet & Level - Interior Floor	≥ 0.42	●
Shower Floors (Residential or Commercial)	≥ 0.42	●*
Shower Floors - Linear Drain	≥ 0.60	●*
Exterior Floor Applications (including patios, pool decking & other wet areas with minimal footwear)	≥ 0.60	●
Ramps & Inclines	≥ 0.65	
Walls/Backsplashes	N/A	●
Countertops	N/A	●
Pool Linings	N/A	●*

A DCOF value of ≥0.42 is the standard for tiles specified for level interior spaces expected to be walked upon when wet, as stated in ANSI A137.1-A326.3. For more information about DCOF and the DCOF AcuTest™, visit americanolean.com/DCOF.

APPLICATION NOTES:

Suitable for exterior applications (provided it is noted as suitable in the applications chart above) in freezing and non-freezing climates, when proper installation methods are followed.
*Mosaic tile only.

NOTES

Since there are variations in all fired ceramic and natural products, tile and trim supplied for your particular installation may not match samples. Final confirmation should be made from actual tiles and trim prior to installation. Manufactured in accordance with ANSI A137.1 standards.

Not for use on ramps. Water, oil, grease, improper drainage and certain footwear can create slippery conditions. Floor applications expected to be exposed to these conditions require extra caution in product selection.

For additional information refer to "Factors to Consider" at: americanolean.com/Factors.

To achieve optimal results, all tile should be selected from multiple cartons and shading and graphic arrangement planned prior to installation.

Special consideration needs to be given when installing tiles greater than 15 inches. Please refer to americanolean.com/LargeTiles for more information.

Special care should be taken when grouting with dark pigmented colors. A grout release is recommended to prevent finely powdered pigments from lodging in the pores of the surface. Use of a latex modified thin-set is recommended for installation.