

# AVENNE STONE™

COLORBODY™ PORCELAIN FLOOR TILE AND GLAZED CERAMIC MOSAIC TILE  
WITH STEPWISE™ TECHNOLOGY

AMERICAN OLEAN®



STONE LOOK



AMERICAN OLEAN®

# AVENNE STONE™

High design meets exceptional performance in Avenne Stone, a Colorbody™ Porcelain series that captures the layered mineral beauty of the ancient Cumbrian Mountains in a durable, easy to maintain material. Offering a versatile range of sizes, including large-format tile and a coordinating mosaic, along with two finishes to suit a variety of design aesthetics. Enhanced with StepWise™ Technology for increased slip resistance, it provides both visual sophistication and dependable functionality. Welcome the luxurious, limestone inspired look of Avenne Stone into your space, for a timeless aesthetic with lasting performance.



Cover photo features Avenne Stone™ Lane, 24 x 48 on the floor and Debonair Estate™ Antique, 1 x 24 Mosaic wrapping the desk. Above photo features Crescent, 24 x 24 on the floor and 2 x 2 mosaic on the backsplash.

# AVENNE STONE™

COLORBODY™ PORCELAIN FLOOR TILE AND GLAZED CERAMIC MOSAIC TILE WITH STEPWISE™ TECHNOLOGY

AMERICAN OLEAN®

FINISHES: MATTE | SATIN POLISHED

<b>USAGE</b>			<b>MATERIAL</b>		<b>PRICING</b>	<b>SPECIAL FEATURES</b>											
 FLOOR	 WALL	 COUNTERTOP	 SHOWER FLOOR	 EXTERIOR FLOOR	 PC COLORBODY PORCELAIN	 CG GLAZED CERAMIC	 LOW HIGH	 STEPWISE™	 TRUEDGE™	 REVEAL SYNC3D™	 MADE IN THE U.S.A.	 LARGE FORMAT	 MOSAIC/ DECO	 ENCAUSTIC	 TERRAZZO	 PAVER	 CUSTOMIZE

NOT APPLICABLE FOR ALL PRODUCTS IN THIS SERIES. SEE CHARTS FOR FULL PRODUCT DETAILS.

## STONE LOOK

### COLORBODY™ PORCELAIN 24 x 48 FLOOR TILE



LANE AS40



CRESCENT AS41



PLAZA AS42



TERRACE AS43



TUNNEL AS44

### COLORBODY™ PORCELAIN 24 x 24 FLOOR TILE



LANE AS40



CRESCENT AS41



PLAZA AS42




TERRACE AS43



TUNNEL AS44


### COLORBODY™ PORCELAIN 12 x 24 FLOOR TILE




LANE AS40




CRESCENT AS41



PLAZA AS42




TERRACE AS43



TUNNEL AS44


### GLAZED CERAMIC 2 x 2 STRAIGHT-JOINT MOSAIC TILE




LANE AS40




CRESCENT AS41



PLAZA AS42



TERRACE AS43



TUNNEL AS44



VISIT [AMERICANOLEAN.COM/WHYTILE](http://AMERICANOLEAN.COM/WHYTILE) FOR A COMPLETE LIST OF QUALIFICATIONS AND EXCLUSIONS.

# AVENNE STONE™

COLORBODY™ PORCELAIN FLOOR TILE AND GLAZED CERAMIC MOSAIC TILE WITH STEPWISE™ TECHNOLOGY

AMERICAN OLEAN®

FINISHES: MATTE | SATIN POLISHED

<b>USAGE</b>	<b>MATERIAL</b>	<b>PRICING</b>	<b>SPECIAL FEATURES</b>

NOT APPLICABLE FOR ALL PRODUCTS IN THIS SERIES. SEE CHARTS FOR FULL PRODUCT DETAILS.

## STONE LOOK

### SIZES

	THICKNESS	FINISH	MADE IN U.S.A.
24 x 48 Floor Tile 23-3/8" x 46-15/16" (59.44 cm x 119.20 cm)	5/16"	M SP	
24 x 24 Floor Tile 23-3/8" x 23-3/8" (59.44 cm x 59.44 cm)	5/16"	M SP	
12 x 24 Floor Tile 11-5/8" x 23-3/8" (29.56 cm x 59.44 cm)	5/16"	M SP	
2 x 2 Straight-Joint Mosaic Tile (Dot-Mounted) 12" x 24" Sheet (30.48 cm x 60.96 cm Sheet)	1/4"	M	

Made in the U.S.A. designation is subject to change. Please visit [americanolean.com](http://americanolean.com) for the most current manufacturing information.

**M** Matte Finish **SP** Satin Polished Finish

\* StepWise™ Technology applies to all sizes in matte finish only.

### APPLICATIONS

	TARGET DCOF WET	SUITABLE
Dry & Level – Interior Floor	N/A	●
Wet & Level – Interior Floor	≥ 0.42	●*
Shower Floors – Standard Center Drain	≥ 0.42	●**
Shower Floors - Linear Drain	≥ 0.60 (Floor)	●♦
Exterior Floor Applications (including patios, pool decking & other wet areas with minimal footwear)	≥ 0.60	●*
Ramps & Inclines	≥ 0.65	
Walls/Backsplashes	N/A	●
Countertops	N/A	●
Pool Linings	N/A	●**

A DCOF value of ≥ 0.42 is the standard for level interior spaces expected to be walked upon when wet, as stated in ANSI A137.1-A326.3. For more information about DCOF and the DCOF AcuTest™, visit [americanolean.com/DCOF](http://americanolean.com/DCOF).

#### APPLICATION NOTES:

Floor tile is suitable for exterior applications (provided it is noted as suitable in the applications chart above) in freezing and non-freezing climates, when proper installation methods are followed.

Mosaic tile is suitable for exterior applications (provided it is noted as suitable in the applications chart above) in non-freezing climates, when proper installation methods are followed.

\* Matte finish only.

\*\* Mosaic tile only.

♦ 12 x 24 and mosaic tile in matte finish only.

### FEATURES

	PRE-CONSUMER RECYCLED MATERIALS		POST-CONSUMER RECYCLED MATERIALS
	REVEAL IMAGING®		



ZEROTOX

All or select items within this series meet the requirements for these qualifications. For more information visit [americanolean.com](http://americanolean.com).

### TRIM

	NUMBER	SIZE	FINISH
Floor Bullnose	P43F9	3 x 24	M SP
Cove Base	P36C9	6 x 12	M
Cove Base Outcorner	PC36C9	1 x 6	M

**M** Matte Finish **SP** Satin Polished Finish

Cove base trim is intended to coordinate with floor tile in the standard 90-degree installation position.

Cove base and cove corner trim are suitable for non-freezing climates only.

### INSTALLATION

Grout Joint Recommendation	Shade Variation
<p><b>Floor Tile:</b> 1/8" (3/16" when multiple sizes are installed in a modular pattern, and/or when installing tile with a length 15" or greater in a staggered brick-joint pattern; overlap should not exceed 33%.)</p> <p><b>Mosaic Tile:</b> 1/8"</p>	<p><b>HIGH</b> (V3)</p>

### PERFORMANCE CHARACTERISTICS

	ASTM#	Floor Result	Mosaic Result
Water Absorption	C373	< 0.5%	< 3.0%
Breaking Strength	C648	≥ 275 lbf	≥ 250 lbf
Scratch Hardness	C1895	8.0 (Matte) 6.0 (Satin Polished)	8.0
Chemical Resistance	C650	Resistant	Resistant

For additional information on test results, visit us at: [americanolean.com/information/TestResults](http://americanolean.com/information/TestResults).

### DURABILITY

#### Floor Surface Wear Resistance

1 Residential Bathrooms	3	All Residential / Light Commercial
2 All Residential Areas	4	All Residential / Commercial

### NOTES

Since there are variations in all fired ceramic and natural products, tile and trim supplied for your particular installation may not match samples. Final confirmation should be made from actual tiles and trim prior to installation. Manufactured in accordance with ANSI A137.1 standards.

Not for use on ramps. Water, oil, grease, improper drainage and certain footwear can create slippery conditions. Floor applications expected to be exposed to these conditions require extra caution in product selection.

For additional information refer to "Factors to Consider" at: [americanolean.com/Factors](http://americanolean.com/Factors).

To achieve optimal results, all tile should be selected from multiple cartons and shading and graphic arrangement planned prior to installation.

Special consideration needs to be given when installing tiles greater than 15 inches. Please refer to [americanolean.com/LargeTiles](http://americanolean.com/LargeTiles) for more information.

Manufacturer Advisory: All tile is measured by the DCOF AcuTest™ method. Tiles with DCOF values <0.42 are not recommended for use in areas with wet or slippery conditions. For more information, see ANSI standard A137.1 section 6.2.2.1.10, available at [www.tileusa.com](http://www.tileusa.com).

Special care should be taken when grouting with dark pigmented colors. A grout release is recommended to prevent finely powdered pigments from lodging in the pores of the surface. Use of a latex modified thin-set is recommended for installation.

888.AOT.TILE



AMERICAN OLEAN®

AMERICANOLEAN.COM

©2026 AMERICAN OLEAN (07/26)