

THE MAGIC

WHAT MAKES IT MAGIC?

The Magic begins with a unique and innovative fabric, Magitex®, which has over twice the amount of LYCRA® and three times the holding power than any other swimsuit. The exclusive combination of high stretch and high modulus (shaping power) provides all-over shaping, slimming and support for all day comfort and movement.

DESIGN & INSPIRATION

Inspired by contemporary ready-to-wear, the Magicsuit collection balances sophisticated fashion and function. Exceptional fit, quality and attention to detail sets Magicsuit apart from any other swimsuit. On-trend and versatile cover-ups complete this destination collection.



MAGICSUIT™
APPEAR SLEEKER, SLIMMER IN SECONDS®


FIT TIPS

MAGICSUIT™
APPEAR SLEEKER, SLIMMER IN SECONDS®

FIT TIPS

FINDING YOUR FIT


If a suit doesn't fit right, it won't ever look or feel right!
Always begin with the right size.



STRAPS Can you fit your thumb comfortably under the strap? If you can't, the suit is too small. If the straps slide off the shoulders or feel loose, try a smaller size or a different style.




BACK Check coverage. Cutting, bulging or riding up? Try a different style or larger size. Sagging or drooping? Try a smaller size.



BRA The breasts should fill out the bra. If there's gapping or lack of support, try a smaller size or a different style. The right suit will give support, separation and coverage.



CROTCH Check coverage. Cutting, bulging or riding up? Try a different style or larger size. Sagging or drooping? Try a smaller size.



UNDERARM Check coverage. Cutting, bulging or riding up? Try a different style or larger size. Sagging or drooping? Try a smaller size.



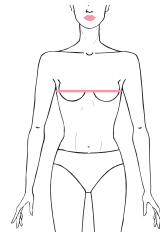
DERRIERE Check coverage. Cutting, bulging or riding up? Try a different style or larger size. Sagging or drooping? Try a smaller size.

THE REAL TEST IS TO MOVE...

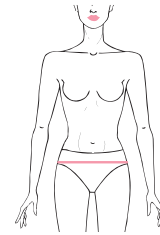
Lift arms, twist, bend, squat, jump up and down! Make sure the suit is where it's supposed to be and still feels good.

MAGICSUIT™

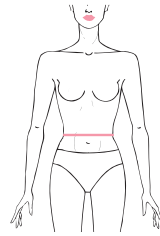
HOW TO MEASURE



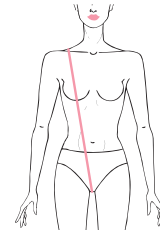
BUST Measure around the body, across the most protruding part of the breast (apex).



HIPS Measure around the body, across the hips, 4" below the navel.



WAIST Measure around the body at the narrowest part of the waist.



TORSO Measure between the legs, over the apex of the breast and up to meet the other end of the measuring tape at the top of the shoulder.

MISSES SIZE GUIDE

SIZE	8	10	12	14	16	18
BUST	37"	38 1/2"	40"	41 1/2"	43"	45"
WAIST	28 1/2"	30"	31 1/2"	33"	34 1/2"	36 1/2"
HIPS	39 1/2"	41"	42 1/2"	44"	45 1/2"	47 1/2"
TORSO	61"	62 1/2"	64"	65 1/2"	67"	68 1/2"

MAGICSUIT™

GENERAL TIPS

CHOOSING THE RIGHT SIZE

When purchasing a Magicsuit for the first time, keep in mind its shaping properties. Many consumers order a swimsuit in their usual pant size for a more slimming fit. If you are between sizes or prefer a less firm fit, we suggest going up a size.

GETTING INTO YOUR SWIMSUIT

Step into the leg openings making sure to gather and pull from the bottom of the suit up. Place the straps over your shoulders and adjust strap length accordingly so you feel the right amount of support.

CARING FOR YOUR SWIMSUIT

After each use, hand wash your swimsuit in cool, clear water and hang to dry. Do not use chlorine bleach. Do not iron. Following these instructions will help to extend the lifespan of your swimsuit.

INVEST IN A QUALITY BRAND

Consider swimwear as an investment and an essential in your wardrobe. When buying a swimsuit, always choose a high-quality product that will stand the test of time, performance and durability.

MAGICSUIT™