

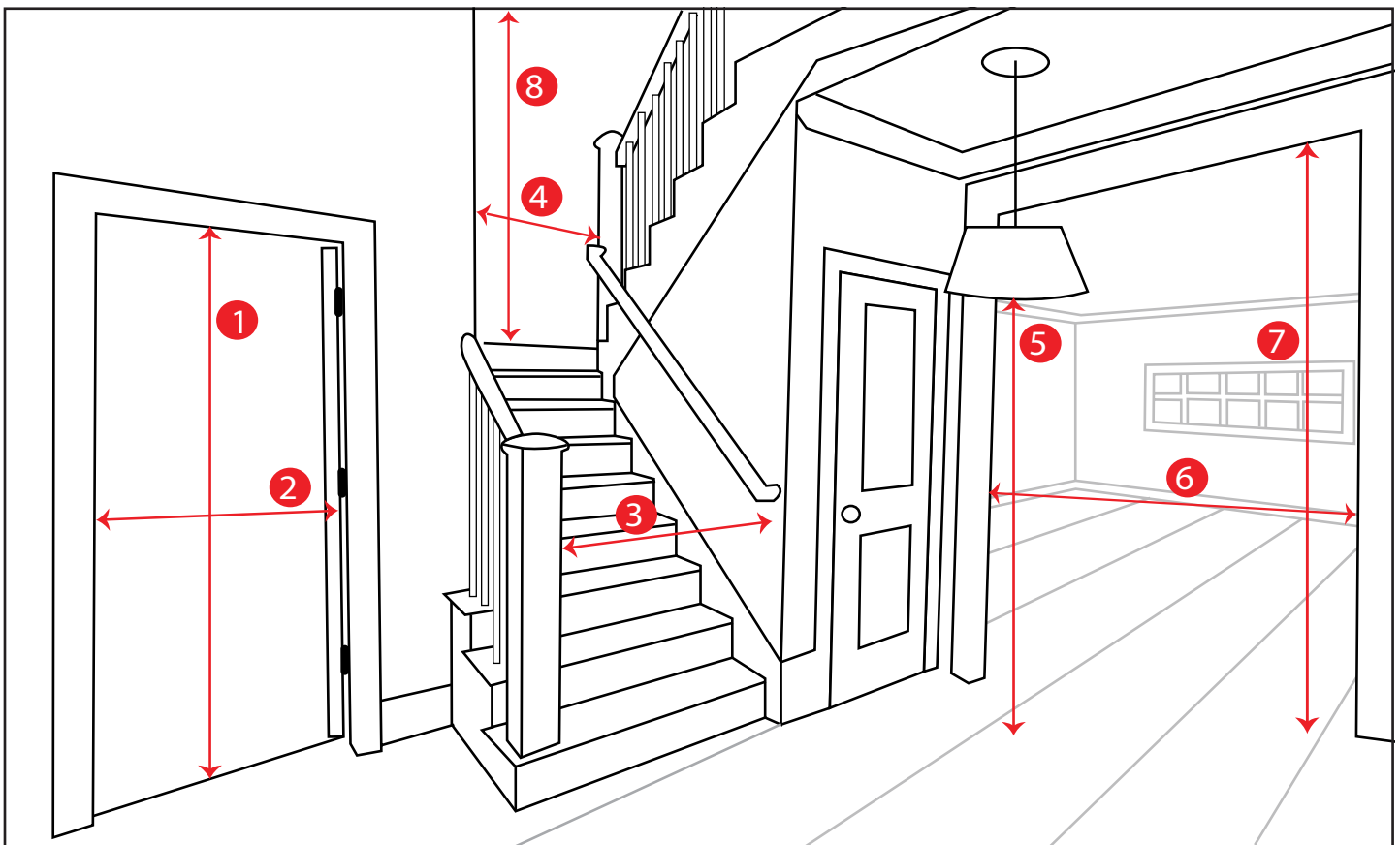
WILL YOUR FURNITURE FIT?

Now that you've completed your product selection, it's our goal to ensure a seamless home delivery from start to finish. This guide gives you important tips to determine in advance if your merchandise will fit into your home. All you'll need is a few minutes and a tape measure to get started.

Quick Fit Checklist:

Please consider every scenario and size constraint that may occur from our delivery truck to the item's final room placement.

- Will the delivery truck fit down your road and within close distance to your house entryway?
- Will your merchandise fit through all doorways, such as the main entranceway and interior rooms?
- Will your hallways and stairways allow for the width and movement of your merchandise?
- Are your passageways clear and final placement room ready for delivery?



Measure your space

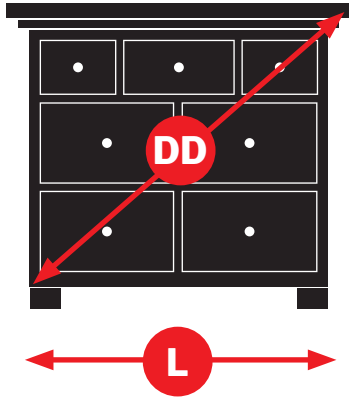
1. Measure the heights **1 & 7** and widths **2 & 6** of entryways and hallways both inside and outside your home.
2. Measure your entry clearance **6** - the distance from the wall, through the doorway to the opposite wall.
3. Factor in ceiling height **8**, stairways **3**, banisters **4**, and low hanging lights **5**.
4. Determine the best pathway from outside your home to the room where your new piece will be placed.

Please be sure to account for any architectural details when taking measurements.

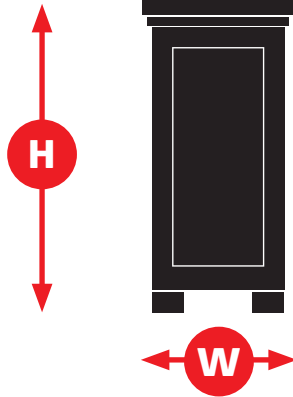
For apartment buildings or homes with elevators, it is important to measure the elevator interior height, door openings and opposite wall distance. Please be sure that your sales associate knows that the delivery is to an apartment and requires elevator use.

Get measurements


- We can provide the width, depth, and height of our merchandise.
- Some merchandise will have removable legs, feet or bases for delivery through smaller spaces. Please check with your Home Sales Associate for details.
- Our measurements are calculated from each piece's widest or tallest point. This means items with an overhang, angle or outward curve are included in the overall dimensions.




Case goods diagonal depth **DD** must be less than the entryway dimension **1**, stairway dimensions **3, 4 & 8** and all interior doorways **6 or 7**.



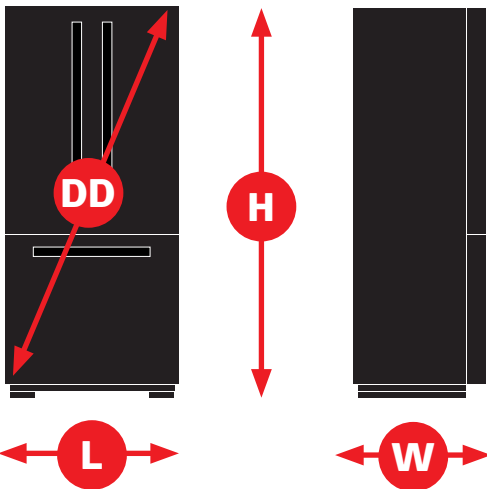
Case goods width **W** must be less than entryway dimensions **1 or 2**, stairway dimensions **3, 4 & 8** and all interior doorways **6 or 7**.



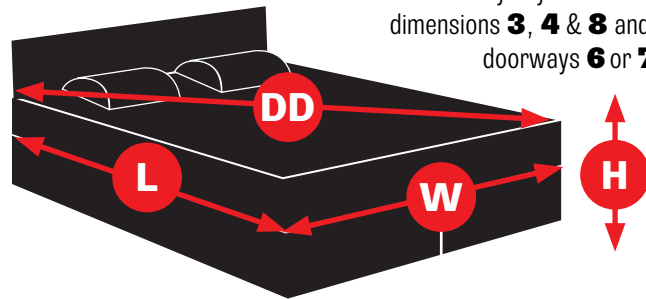
Sofa diagonal depth **DD** must be less than the entryway dimension **2**, stairway dimensions **3, 4 & 8** and all interior doorways **6 or 7**.



Sofa length **L** must be less than entryway dimension **1**, stairway dimensions **3, 4 & 8** and all interior doorways **6 or 7**.



Fridge diagonal depth **DD** must be less than the entryway dimension **1**, stairway dimensions **3, 4 & 8** and all interior doorways **6 or 7**.



Mattress diagonal depth **DD** must be less than the entryway dimension **1**, stairway dimensions **3, 4 & 8** and all interior doorways **6 or 7**.

*Ask a Home Sales Associate about split box springs.

Regular

This is the standard box spring height. It pairs best with a conventional tight top mattress to make getting in and out of bed easier, but it may be too high with a lofty mattress.

9 inches

Low-profile

A lower box spring is best for taller, pillow top mattresses, to keep the bed at standard height and ensure it aligns with the headboard and bedside table. It provides the same support as a regular box spring.

up to 5.25 inches

My measurements

ex. front door 80" h 38" w

The suggestions presented here are to be used as a guide for measuring and do not guarantee your furniture purchase will fit. Please consult your Home Sales Associate for assistance.