

WS981200TX

DECORATIVE FLORAL MIRROR

Assembly Instructions



For assistance with assembly contact:

Southern Enterprises Inc.

Customer Service 1-800-633-5096

service@seidal.com

www.seidal.com

PO#12376



DECORATIVE FLORAL MIRROR

Parts List

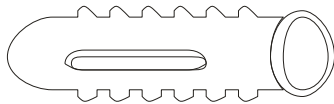
Please review all parts and hardware before disposing of any packaging.

Call Customer Service if missing hardware. Do not return to store/retailer.

Using a screw that is too long will cause damage. Before beginning assembly, separate each type of screw. Carefully study the screw diagrams below.

A

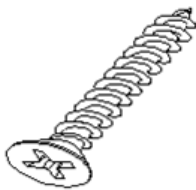
Quantity
Of 1



Plastic Anchor

B

Quantity
Of 1



Screw

C



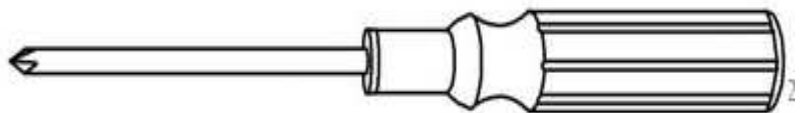
Frame

Care and Cleaning Instructions:

Before using , wipe with a clean , dry cloth. Avoid rubbing or scratching the surface with rough or abrasive objects.

For replacement parts or questions, please call Customer Service at 1-800-633-5096. Do not return product to store. Please call manufacturer for assistance, questions or parts.

**Assembly Tool Required
No.2 Phillips Screwdriver
Not Included**


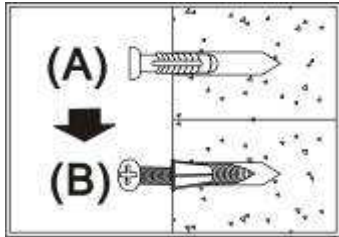


Tool List: 1/4" drill bit, drill, tape measure and pencil.

DECORATIVE FLORAL MIRROR

Assembly Instructions

NOTE: NO DRILLED HOLE OR PLASTIC ANCHOR REQUIRED WHEN MOUNTING TO WOOD WALL. USE SCREW ONLY. WE DO NOT SUPPLY HARDWARE FOR MOUNTING ON CONCRETE WALLS.



Assembly Instructions:

Wood may scratch easily, Be careful when assembling. Do not scratch.

Step 1: Drill one 1/4" holes on wall with measurements as shown below .

Step 2: Unpack and lay parts on clean, padded surface like carpet or blanket. Check that you have all parts indicated on the front page.

Step 3: Hammer plastic anchor (A) into wall, then connect the plastic anchor (A) with screw (B). Tighten using Phillips head screwdriver (not included).

Step 4: Put the Frame (C) at the right position.

now your decorative floral mirror is ready to use.

Parts Replacement Form

Customer Information

Name _____

Address _____

City/State/Zip Code _____

Phone Number _____

Please indicate where you purchased this item: Store/Website/Catalog

Please indicate color/size/style number:

Style No	Parts Letter	Parts Description	Quantity Needed
----------	--------------	-------------------	-----------------

_____	_____	_____	_____
-------	-------	-------	-------

_____	_____	_____	_____
-------	-------	-------	-------

_____	_____	_____	_____
-------	-------	-------	-------

Please immediately examine this product carefully. Any request for missing parts or damage replacement must be received within 90 days of your receipt of the product. Replacement, if available, will be honored within this time frame. Parts will not be available for items arriving fully assembled. We do not recommend modifying product(s) and we are not responsible for any damages due to product modification(s). If damages or missing parts are not reported within 90 days of your receipt, we are under no obligation to provide parts or replacement merchandise.

Please contact Southern Enterprises at 800-633-5096 or in Dallas 972-869-0111/ 9am – 4pm Mon-Fri Central time if you have product issues or email us at service@seidal.com. Please ask for customer service representative for issues involving damages or replacement parts. Please ask for technical assistance representative for any issues with product and assembly/construction.

Please contact the retailer that you purchased from for returns.



Customer Service 1-800-633-5096

service@seidal.com

Southern Enterprises, Inc.

600 Freeport Parkway, Suite 200

Coppell, Texas 75019