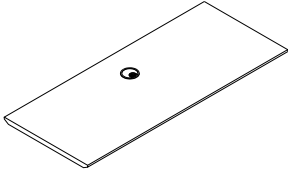
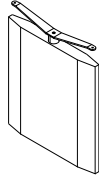


COMPONENTS

(A) Top Panel-1pc



(B) Base Leg-1pc



HARDWARE & TOOLS

(C) Mntg Bracket
150*90*3mm-4pcs



(D) Phillips Screw
M6X15mm-25pcs



(E) Allen Screw
M6X15mm-3pcs



(F) Allen Wrench 4mm-1pc



Tools Required for Assembly

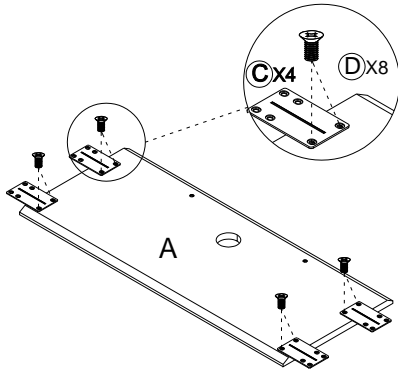


Philips Screw Driver for
(D) Screw M6X15mm

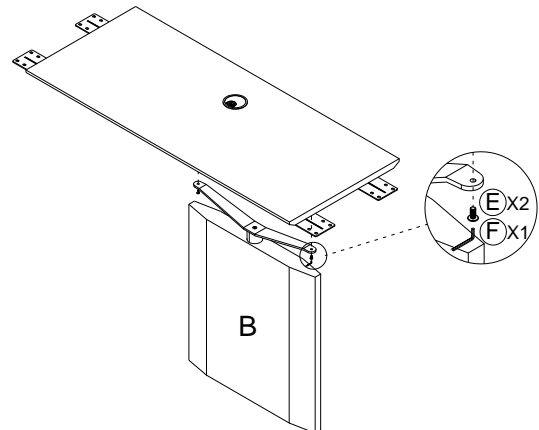
NOTE:
Hardware is packed
with carton **DBB**.

INSTRUCTIONS - Do not use power tools to assemble

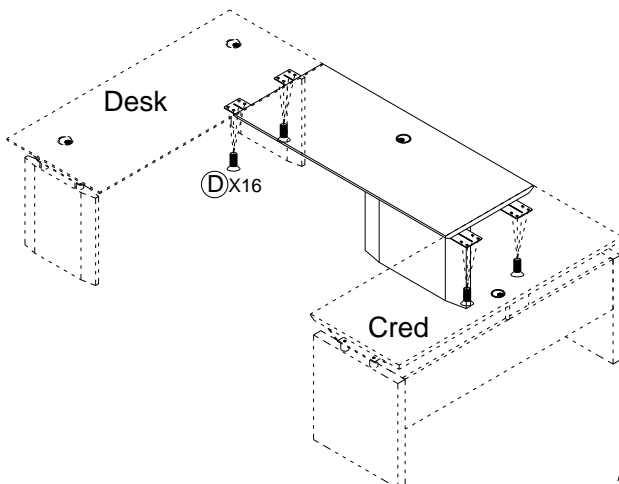
STEP 1



STEP 2



STEP 3 - Install Right or Left Side



OR

