



Leaders in Reception Seating

Lesro Industries, Inc.
1 Griffin Road South
Bloomfield, CT
06002

Phone
860.243.3226
Fax
860.243.5392
www.lesro.com

Assembly Instructions For Newport Coffee and End Tables

Tools required: Allen wrench (included in hardware pack).

Note: These instructions are intended for various models and configurations. Your products may not look exactly as those shown in the diagrams.

Important: The assembly process requires that some hardware be kept loose until later in the sequence. Follow these instructions closely to ensure correct assembly.

Recommendation: Retighten all bolts on a seasonal basis to ensure your product remains strong and stable for many years of use.

Weight Capacity: These tables are not intended for use as seats.

Parts List

Leg Frames, 2 pcs.
Cross Tubes, 2 pcs.
Tabletop

Hardware Pack

$\frac{5}{8}$ " Allen Bolts, 8 pcs.
2 $\frac{3}{8}$ " Allen Bolts:
6 pcs. for End Table
8 pcs. for Coffee Table
Nylon Spacers:
6 pcs. for End Table
8 pcs. for Coffee Table
Allen Wrench

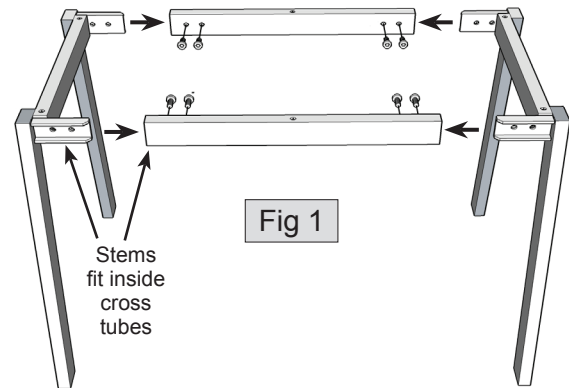
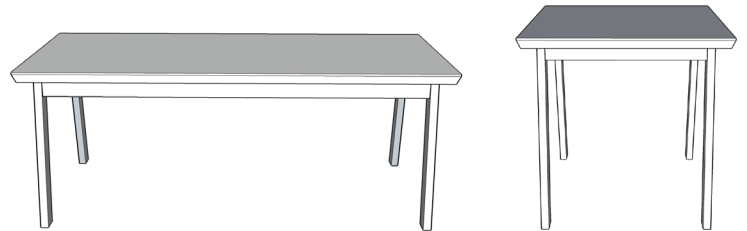


Fig 1

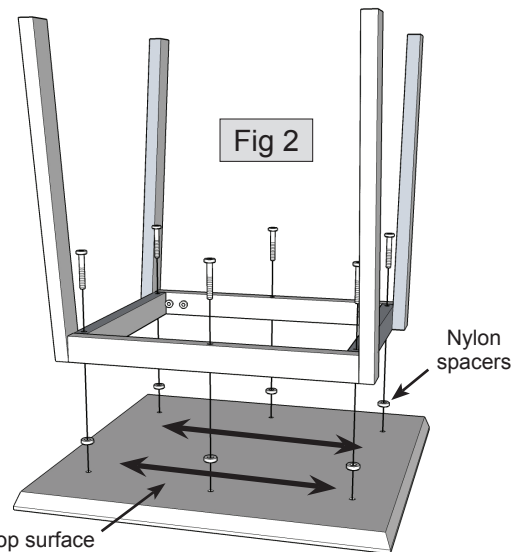


Fig 2

1. Unpack and identify all parts. Note: Leg frames are interchangeable - no left or right.
2. Connect cross tubes between leg frames, as shown in figure 1. Stems on leg frames slide inside cross tubes. Attach using $\frac{5}{8}$ " Allen bolts. Keep bolts slightly loose for now.
3. Place tabletop upside down on a soft, clean surface to prevent scratching. For end table, take note of top surface grain direction.
4. Place leg frame assembly on tabletop, as shown in figure 2. Note correct grain direction for proper end table hole alignment. Align holes and attach using 2 $\frac{3}{8}$ " Allen bolts and nylon spacers between frame and tabletop. Once all bolts are started, tighten all securely.
5. Tighten $\frac{5}{8}$ " Allen bolts from step 2 securely.
6. Your product is now assembled and ready to use.

Thank you for purchasing a Lesro product.
Need assistance with assembly? Call Lesro customer service 1-800-275-7545.
Visit us online at www.lesro.com