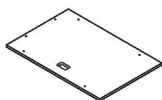


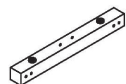
Congratulations on the purchase of your new *Signature Series* product!

Identify all the components

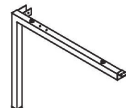
A. Top - 1pc
(AW-50159N-AG)



B. Support Bar - 1pc
(AW-Supportbar)



C. Leg - 1pc
(AW-50159N-C)



D. Leg - 1pc
(AW-50159N-D)



Hardware identification

Z1. Bolt M6*60mm- 6pcs
(AW-BOLT M6x60mm)



Z2. Bolt M6*12mm- 8pcs
(AW-BOLT M6x12mm)



Z3. Adjustable Glide- 2pcs
(AW-Adjust Glide)



Z4. Allen Key- 1pc
(AW-Allen Wrench)



Z5. Cable Clip- 2pcs
(AW-Cable-Clip)



Z6. Bolt M6*15mm- 4pcs
(AW-PHF M6*15mmS)



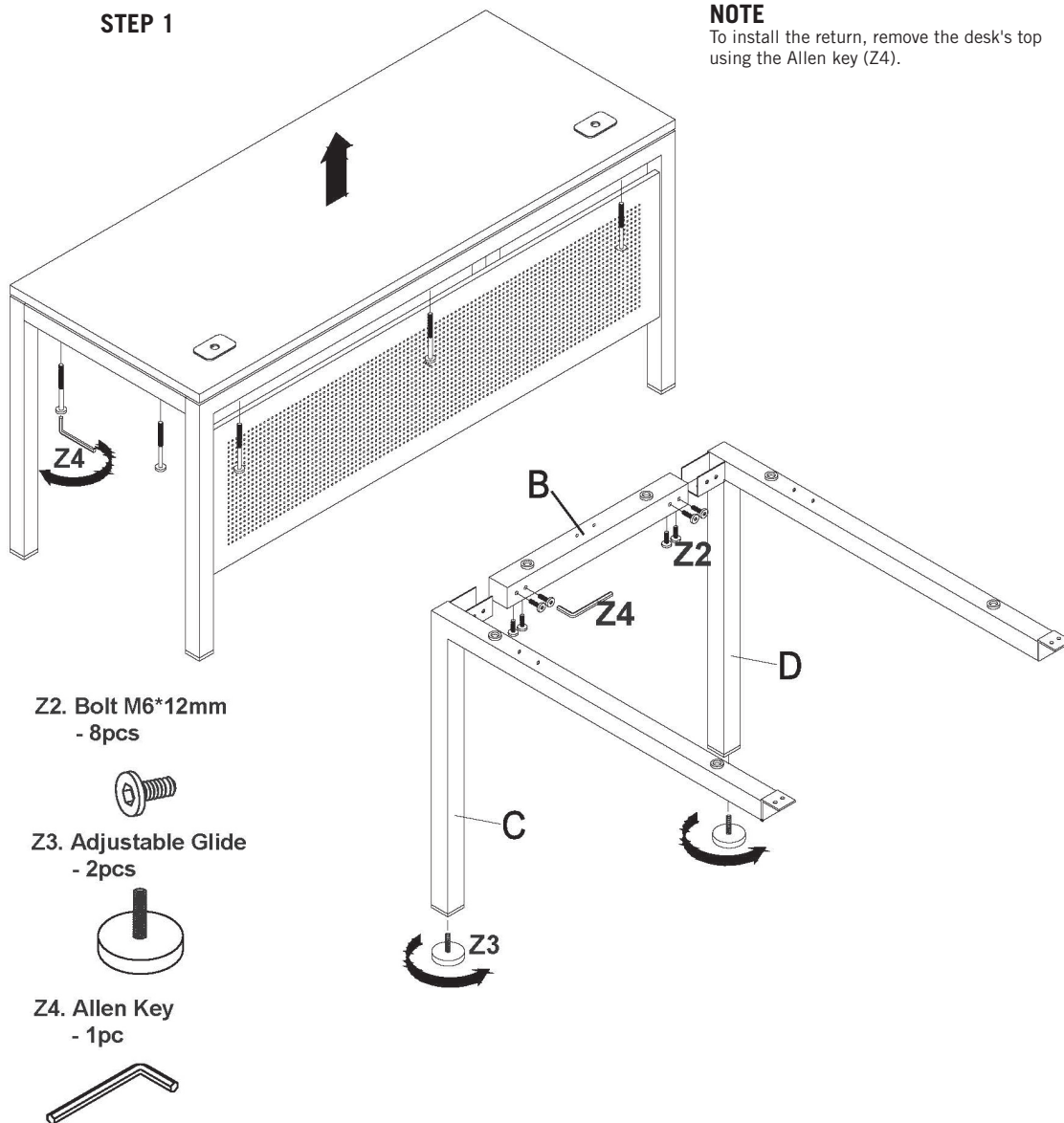
Z7. Grommet- 1pc
(AW-Grommet)



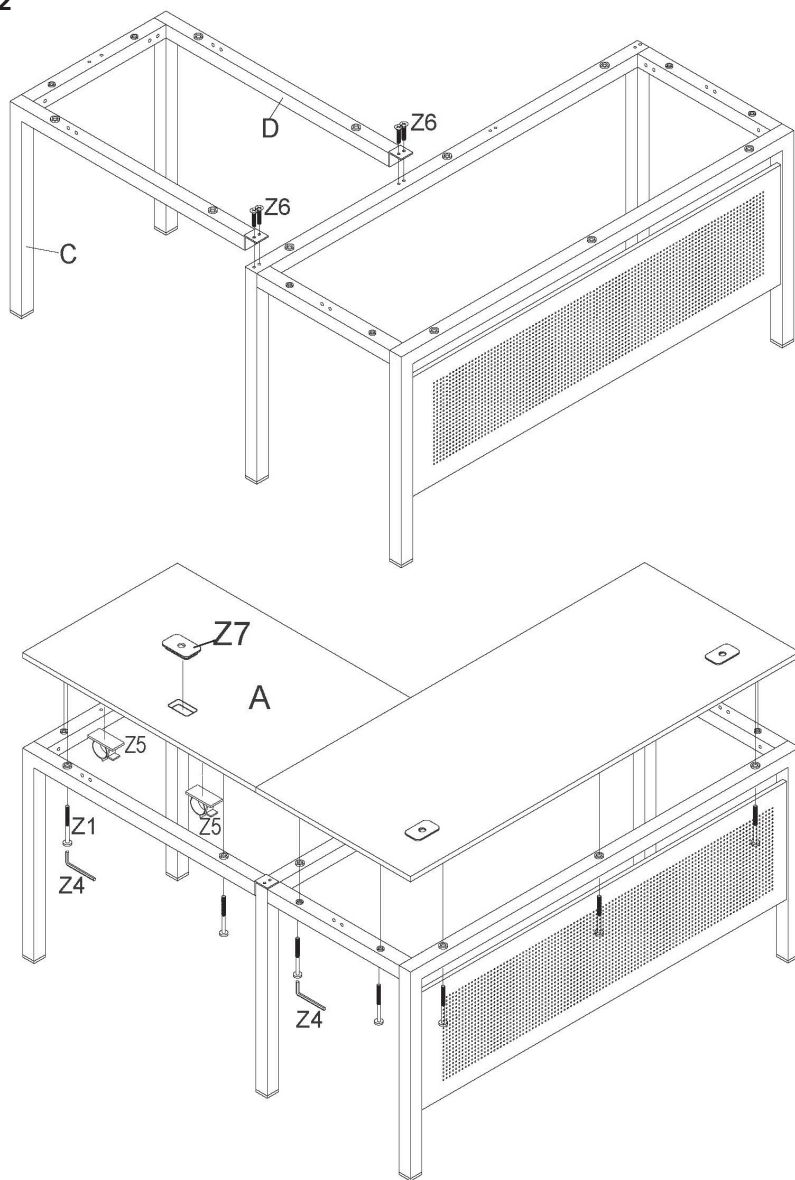
STEP 1

NOTE

To install the return, remove the desk's top using the Allen key (Z4).



STEP 2



- Z1. Bolt M6*60mm - 6pcs Z4. Allen Key - 1pc Z5. Cable Clips - 2pcs Z6. Bolt - 4pcs M6*15mm Z7. Grommet - 1pc



COMPLETED

