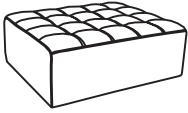


Congratulations on the purchase of your new *Signature Series* chair!

PARTS – remove all the parts from the carton and verify part quantities as indicated on this parts list.

①



SEAT CUSHION– QTY: 1

②



STEEL BASE – QTY: 1

③



1/4"×3/4"SCREW – QTY: 4

④



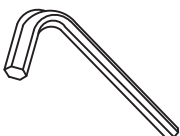
1/4"×2" SCREW – QTY: 4

⑤



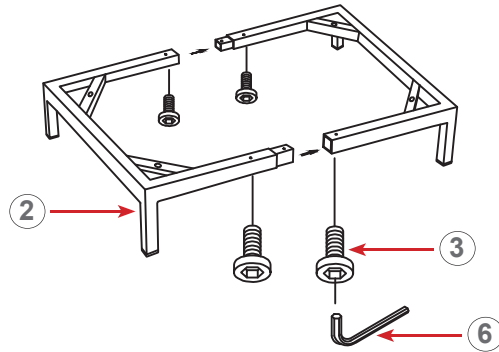
WASHER – QTY: 4

⑥

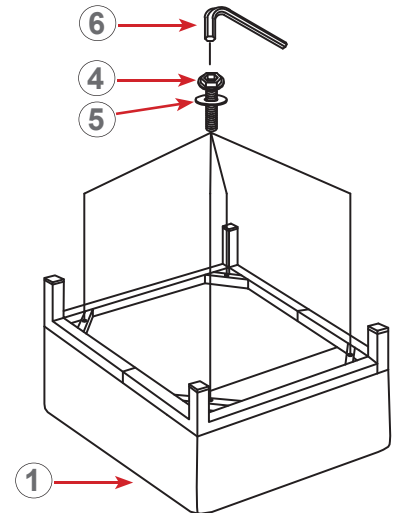


ALLEN KEY – QTY: 1


STEP 1



STEP 2



STEP 3



IMPORTANT: This chair is to be used by one person at a time. Be sure all screws are securely tightened. Save the wrench and periodically tighten the screws. Do not lean the chair back on two Legs or use the chair as a stepladder. Use this chair for its intended purpose only.