



## CONGRATULATIONS!

*Congratulations on selecting high-quality office furnishings built with commercial-grade thermally fused laminates and impact-resistant edging. With proper use and care, this furniture will provide years of beauty and use. Clean with a non-abrasive cleaner, such as Windex, and a soft cloth. A solution of 9 parts water, 1 part rubbing alcohol may also be used. All drawers feature captive, ball-bearing slides that do not require oiling.*

### **WARNING**

1. Use this product for its intended purpose.
2. Do not sit or stand on this product.
3. Product must be properly assembled, instructions included.
3. All pedestals with drawers must be secured in position.
4. Open only one drawer at a time on any unit with drawers.
5. For lateral files and bookcases, load the bottom drawer/shelf first, then in sequence toward the top.
7. File and lateral file drawers are for *filling* – these drawers are *not* built for storage.
6. Do not modify this product in any way.
7. If any parts are missing, broken, damaged or worn, stop use of the product until repairs are made using factory authorized parts.
8. Dispose of packing material properly.
9. Failure to follow these warnings could result in serious injury.

### **LIMITED WARRANTY**

**OSP Furniture** is warranted from the original purchase date to the original purchaser for normal commercial usage – defined as a standard forty-hour work week – according to the below-listed schedule and limitations.

- 10 years against failure due to materials and workmanship
- Laminate finishes are covered for a period of 5 years
- Veneer finishes are covered for a period of 3 years
- Electrical components are not covered by this warranty

### **Grain, color and finishes**

Variation of grain and color are natural, inherent characteristics of wood, a living material. This variation is part of the beauty of real wood and anticipated in wood veneer furniture. Therefore, OSP Furniture is not warranted to match in grain or color or texture. It is a natural phenomenon for wood grain to change in color as it ages, and wood finishes are not warranted for color-fastness.

### **Exclusions**

This warranty will not cover labor, freight or damage from misuse, abuse, negligence, alteration, assembly, installation, attachments, accident, vandalism, acts of nature or any other event beyond the control of Office Star Products. The warranty does not cover cosmetic damage that may result from normal use. Liability for incidental or consequential damage is excluded. The user assumes all risk of injury resulting from use of this product. This warranty applies only to products purchased through authorized OSP Furniture dealers and products sold within the United States of America and the Commonwealth of Canada. This warranty does not apply to products used for rental purposes. This warranty gives you specific legal rights, and you may also have other rights which vary from state to state.

### **Claims**

To make a warranty claim, contact [parts@officestar.net](mailto:parts@officestar.net) with the following:

- Model number
- Description of problem
- Digital images
- Original OSP invoice number or customer purchase order number

### **At its option, Office Star Products will:**

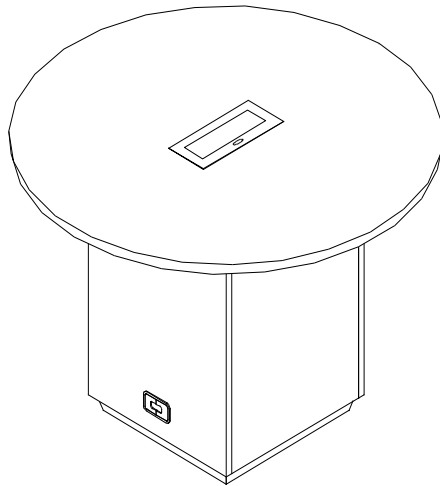
- a) Supply compatible components of current manufacture
- b) Repair the customer's component. The customer must prepay freight on any components returned to the factory. Return freight on components still in warranty will be paid by Office Star Products.



### **Contacts**

The Parts Department will do everything possible to promptly review and remedy any problem. If you cannot contact us via email at [parts@officestar.net](mailto:parts@officestar.net), either fax 1-909-930-5349 or call toll-free 1-800-950-7262, Monday through Friday 8:00am to 5:00pm Pacific Time.

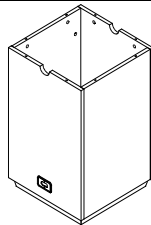
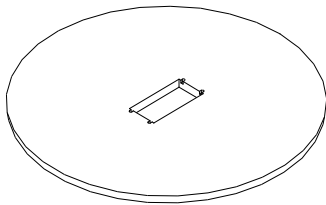
# 42" ROUND TABLE



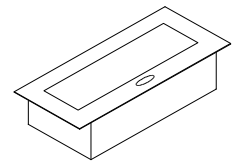
A Top - 1 pc

B Base - 1 pc

C Power Unit- 1pc

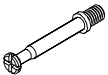





\*Base Ships separately





\*Ships with Top

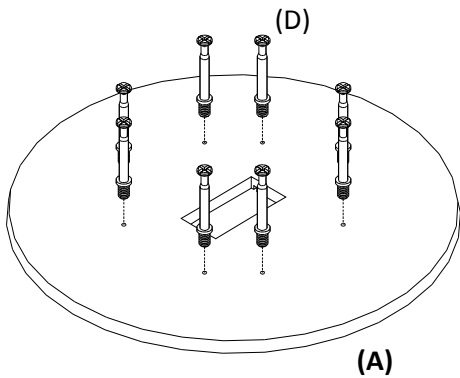
## Hardware with Top

NO.	Drawing	Description	Amount
D		Cam Bolt	8pcs
E		Cam Lock	8pcs
F		PVC Sticker	8pcs
G		Screw	4pcs

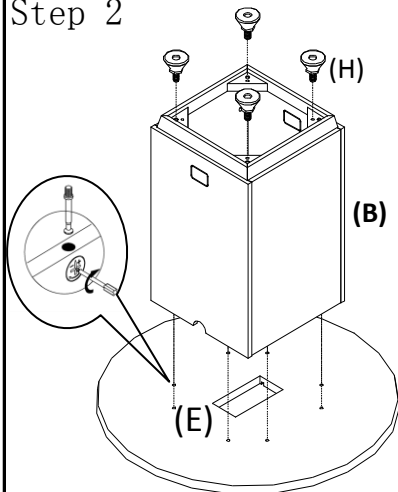
## Hardware with base

NO.	Drawing	Description	Amount
H		Leveller	4pcs
I		Grommet	2pcs

Step 1



Step 2



Step 3

