


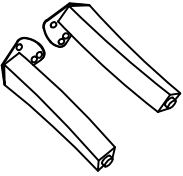
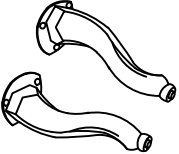

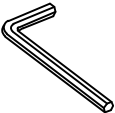
MCKINLEY COLLECTION
GUEST CHAIR
ASSEMBLY INSTRUCTIONS


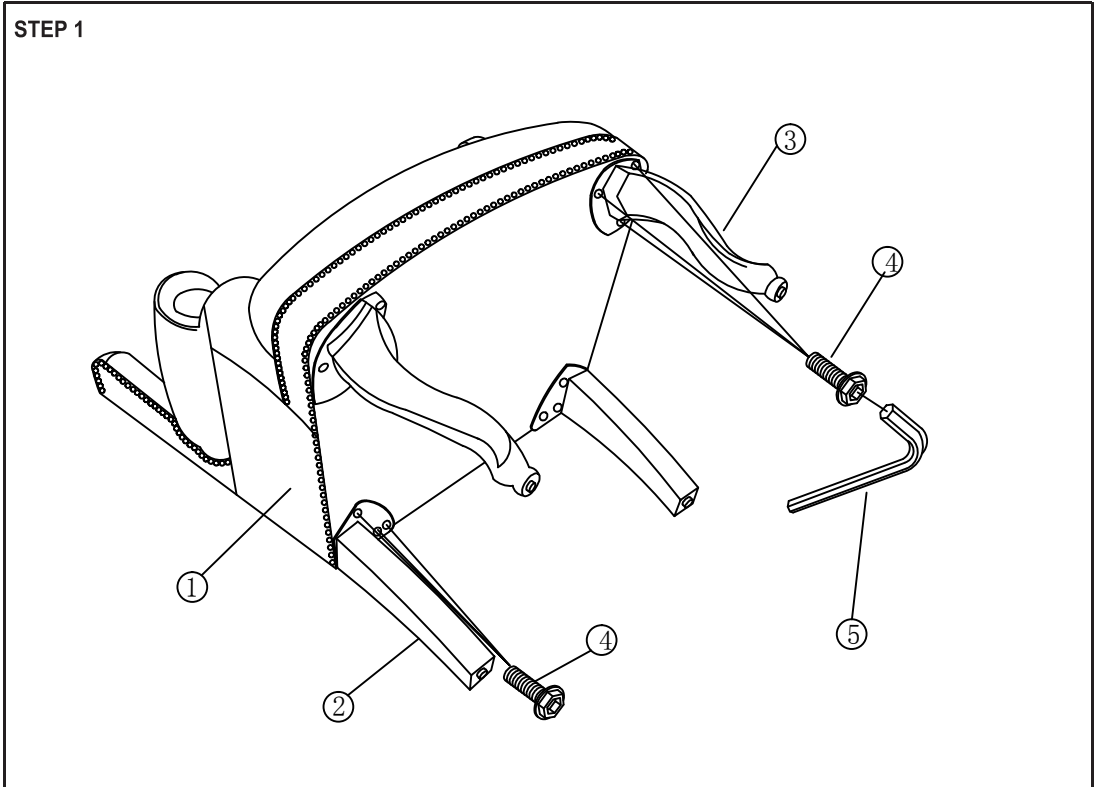
NBF SIGNATURE
— SERIES —

800-558-1010 | www.NBF.com

Congratulations on the purchase of your new *Signature Series* chair!

PARTS – remove all the parts from the carton and verify part quantities as indicated on this parts list.

<p>①</p>  <p>BACK CUSHION - QTY: 1</p>
<p>②</p>  <p>BACK LEG - QTY: 2</p>
<p>③</p>  <p>FRONT LEG - QTY: 2</p>
<p>④</p>  <p>5/16" x 3/4" - QTY: 12</p>
<p>⑤</p>  <p>ALLEN KEY - QTY : 1</p>



IMPORTANT: This chair is to be used by one person at a time. Be sure all screws are securely tightened. Save the wrench and periodically tighten the screws. Do not lean the chair back on 2 legs or use the chair as a stepladder. Use this chair for its intended purpose only.

CUSTOMER SERVICE HOTLINE
800-626-6060