
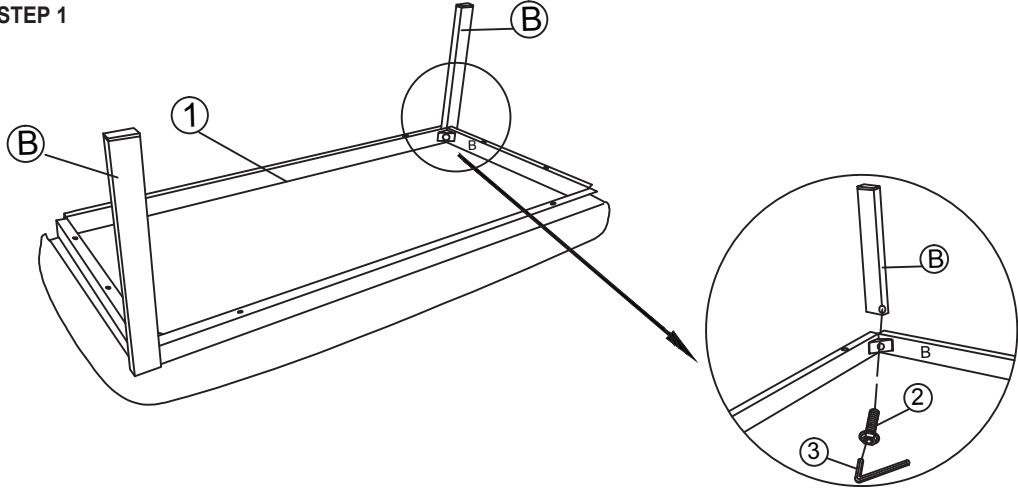


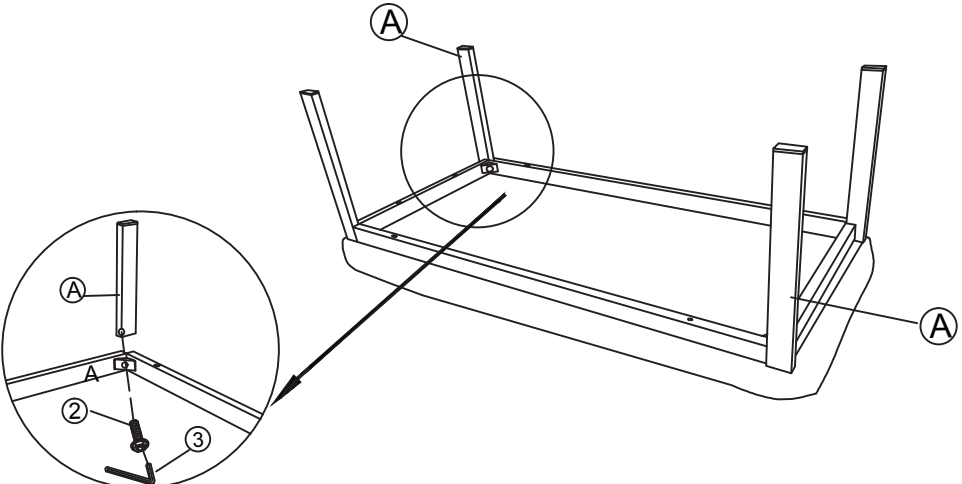


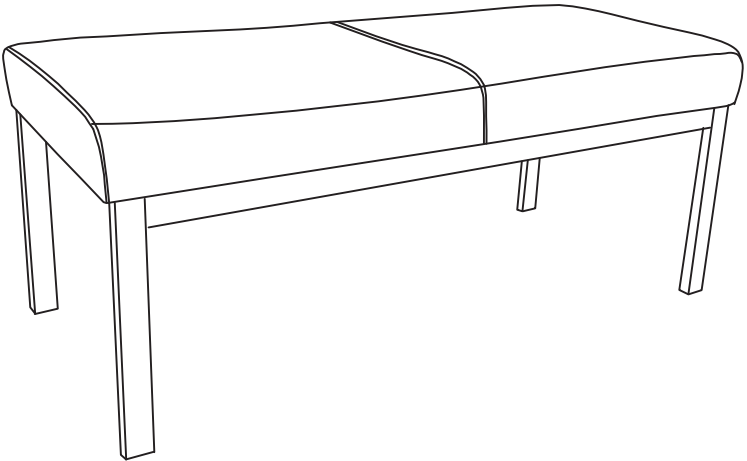


Congratulations on the purchase of your new *Signature Series* chair!

PARTS — remove all the parts from the carton and verify part quantities as indicated on this parts list.

<p>(A)</p>  <p>14-1/4" STOOL LEG – QTY: 2</p>	<p>STEP 1</p> 
<p>(B)</p>  <p>14-1/4" STOOL LEG – QTY: 2</p>	
<p>(1)</p>  <p>SEAT CUSHION – QTY: 1</p>	<p>STEP 2</p> 
<p>(2)</p>  <p>5/16x1-1/2" SCREW – QTY: 4</p>	
<p>(3)</p>  <p>ALLEN KEY – QTY: 1</p>	<p>STEP 3</p>  <p>IMPORTANT: This chair is to be used by up to two people at a time. Be sure all screws are securely tightened. Save the wrench and periodically tighten the screws. Do not lean the chair back on two legs or use the chair as a stepladder. Use this chair for its intended purpose only.</p> <p>CUSTOMER SERVICE HOTLINE 800-626-6060</p>