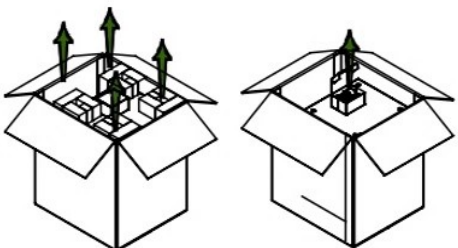
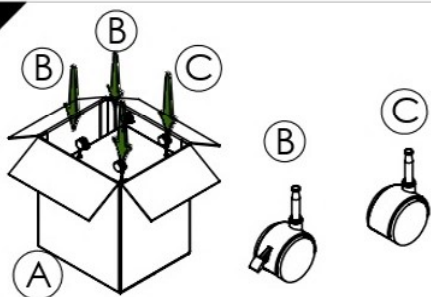


Assembly Instructions

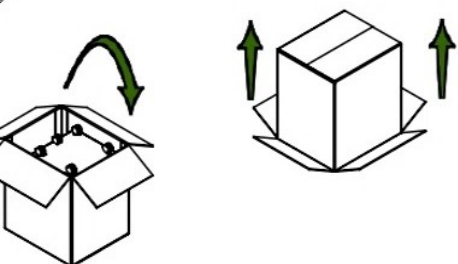
ZU61



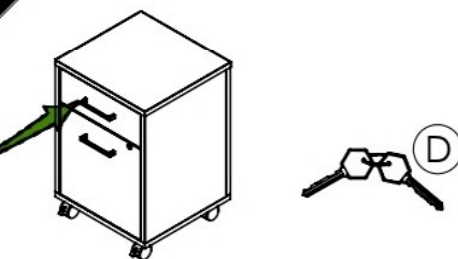
Remove the corner protectors, open the box that contains the casters (B) (C) and remove.



Twist the back caster (C) and front caster with brake (B) into main body (A) plate as shown. Place fifth caster (D) in the middle front of the main body



Turn the pedestal file upside down and remove the box.



Remove the keys (E) from the handle.



Dimension
-Height: 23"
-Width: 16"
-Depth: 15"

Note: Match colored stickers



(A) Main body
1 part



(B) Front caster with brake
2 parts



(C) Back caster
2 parts



(D) Fifth caster
1 part



(E) Keys
1 part