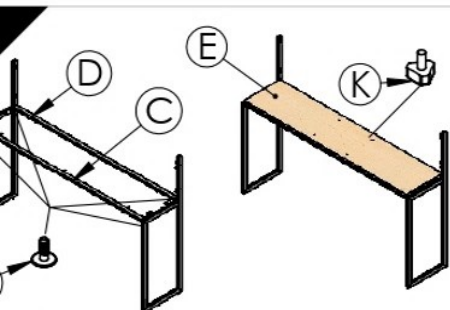
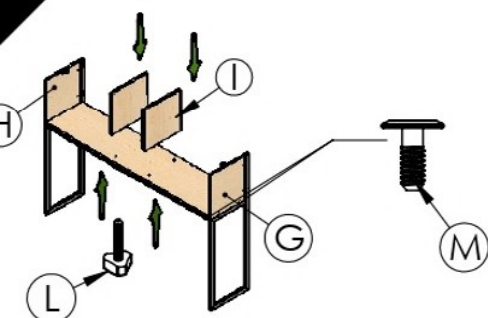


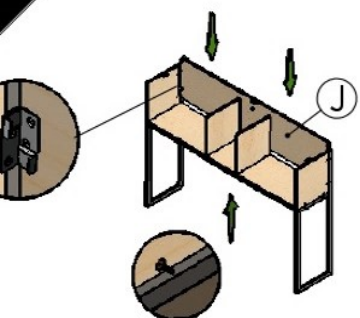
Assembly Instructions

ZU60


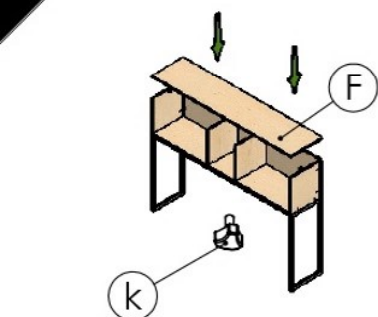
Assemble the support bars (C) and (D) with left and right leg (A) (B) joining them with screws 15 mm (M). Place the base and secure with screws 15 mm (M) and glides 12 mm (K).



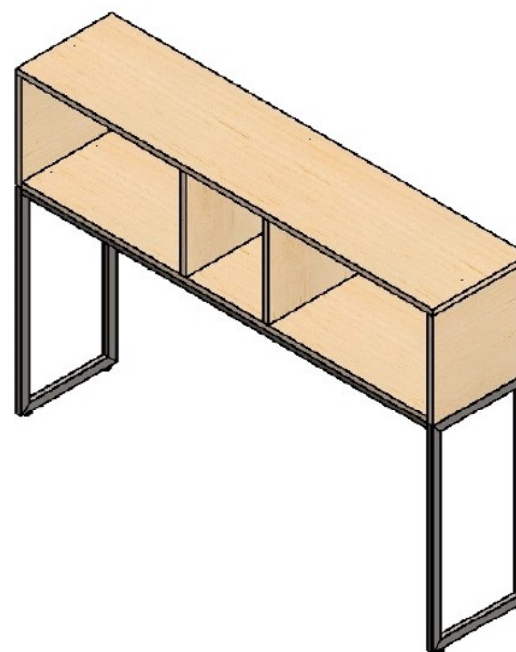
Place the dividers (I) and secure with glides 28 mm (L).



Assemble back side (J) with right and left sides joining them with the hooks



Place the cover (F) on top of the structure and secure with glides 12 mm (K).



Note: Match colored stickers



Dimension

-Height: 43 1/4"
-Width: 59 3/4"
-Depth: 13 3/4"

