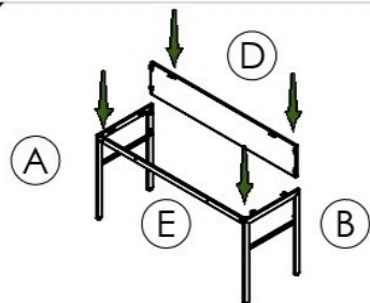
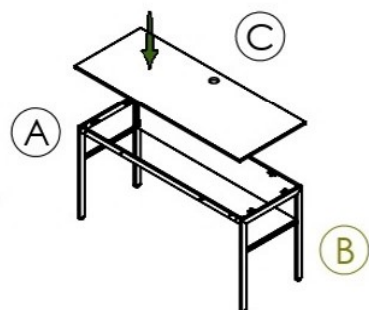


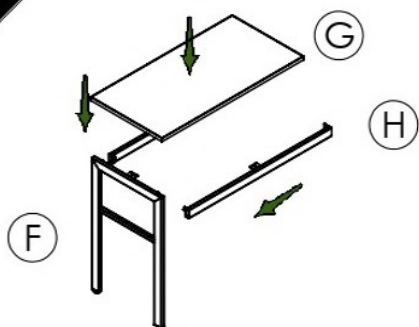
Assembly Instructions

ZU60


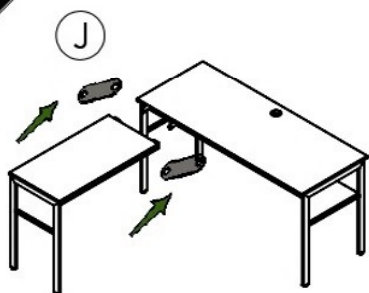
Hook modesty panel (D) and support bar (E) into left leg and right leg (A) (B).



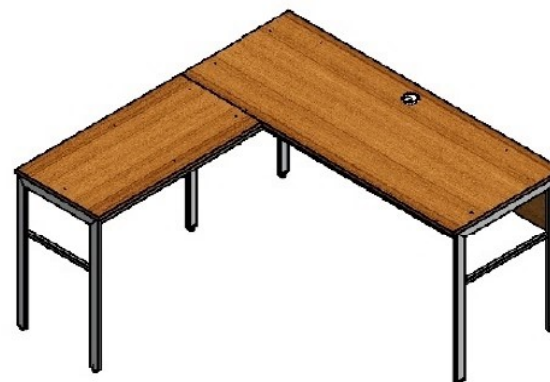
Place top cover (C) over the legs (A) (B) and align top cover with the Modesty panel (D), tighten knobs of 12mm (I) to connect top cover to the legs.



Hook the return support bar (H) to the return leg (F) then place top the return cover (G) to return support bar, tighten knobs of 12mm (I) to connect top cover to the legs.



Hook the return support bar (H) to the support bar (E), place the union plate (J) joining return with cover, tighten knobs of 12mm (I) to connect the desk to the return.



(I) Safety Knob 15mm
15 parts

Dimension

-Height: 29 1/2"
-Width: 59"
-Depth: 59"

Note: Match colored stickers

