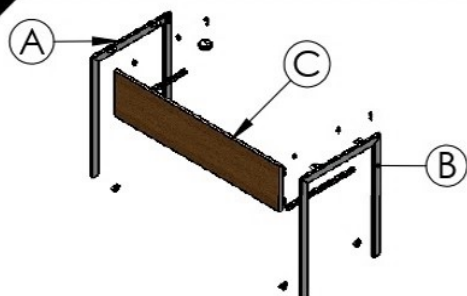
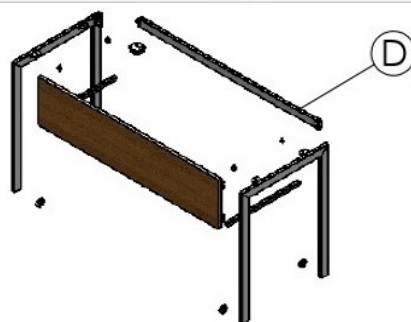


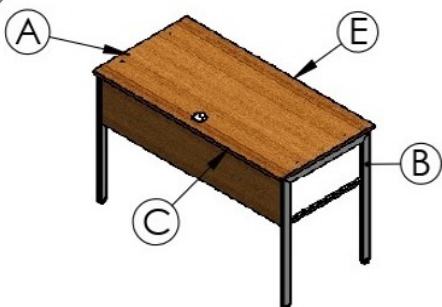
Assembly Instructions

ZU60


Hook modesty panel (C) into left leg (A) and right leg (B).



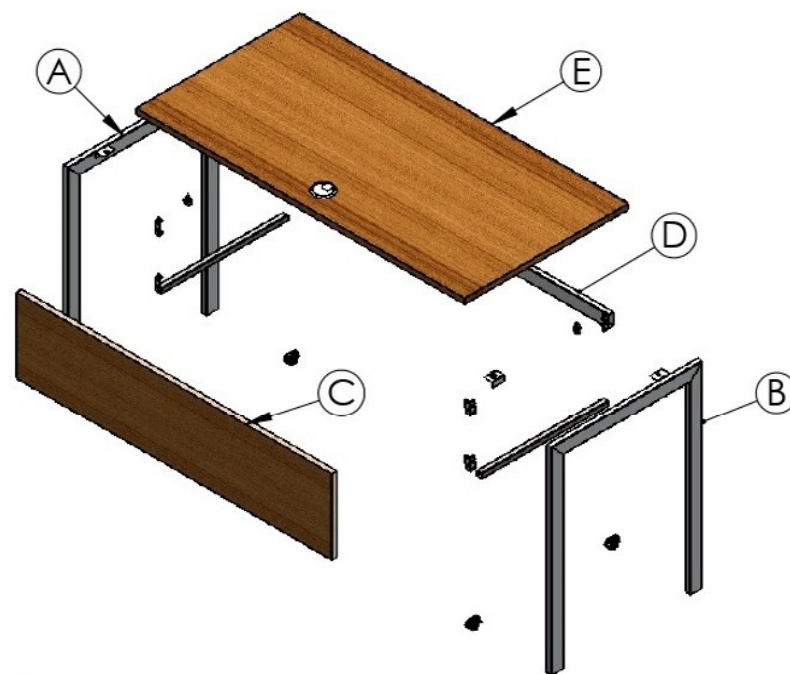
Place support bar (D) over left leg (A) and right leg (B).



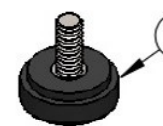
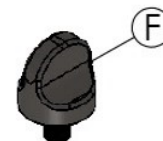
Place top cover (E) over the legs (A, B) and align top cover with the Modesty panel (C), do not tighten.



Attach and tighten knobs of 12mm (F) as shown to connect top cover and legs. Twist leveling glides (G) located under the legs for uneven floors.



Note: Match colored stickers



Dimension


-Height: 29 1/2"
-Width: 47 1/2"
-Depth: 23 1/2"



(A) Left leg
1 part/pieza



(B) Right leg
1 part/pieza



(C) Modesty panel
1 part/pieza



(D) Support Bar
1 part/pieza



(E) Top Cover
1 part/pieza



(F) Safety knob 12 mm
4 parts/piezas



(G) Leveling glides
4 parts/piezas