
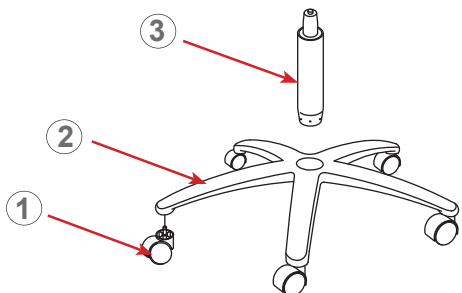
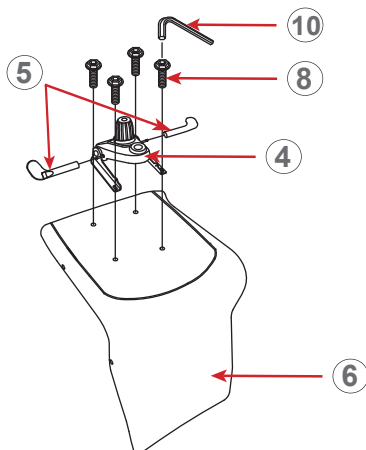

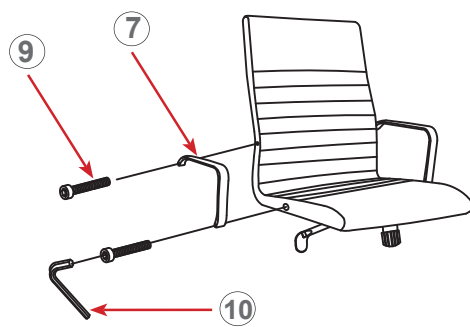
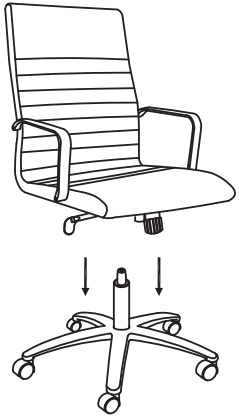











Congratulations on the purchase of your new *Signature Series* chair!

PARTS – remove all the parts from the carton and verify part quantities as indicated on this parts list.

<p>①</p>  <p>CASTOR – QTY: 5</p>	<p>STEP 1</p> 	<p>STEP 2</p> 
<p>②</p>  <p>5-STAR BASE – QTY: 1</p>	<p>STEP 3</p> 	<p>STEP 4</p> 
<p>③</p>  <p>GAS LIFT – QTY: 1</p>	<p>STEP 5</p> 	
<p>④</p>  <p>MECHANISM – QTY: 1</p>		
<p>⑤</p>  <p>HANDGRIP – QTY: 2</p>		
<p>⑥</p>  <p>SEAT & BACK CUSHION – QTY: 1</p>		
<p>⑦</p>  <p>ARMS – QTY: 2</p>		
<p>⑧</p>  <p>3/4" SCREW – QTY: 4</p>		
<p>⑨</p>  <p>1-1/2" SCREW – QTY: 4</p>		
<p>⑩</p>  <p>ALLEN KEY – QTY: 1</p>		

IMPORTANT: This chair is to be used by one person at a time. Be sure all screws are securely tightened. Save the wrench and periodically tighten the screws. Do not lean the chair back on 2 wheels or use the chair as a stepladder. Use this chair for its intended purpose only.

CUSTOMER SERVICE HOTLINE
800-626-6060