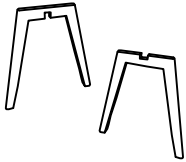


Assembly Instructions
Guest Chair



Components



A WOOD LEG (2)



B CHAIR SEAT (1)

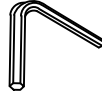
Hardware/Tools



C 1/4"*1-1/4"(1)

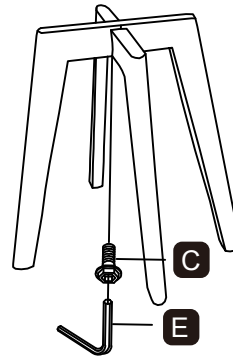
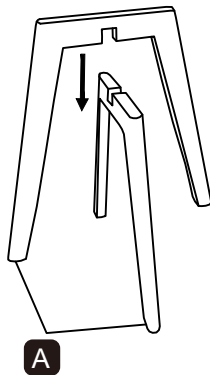


D 1/4"*2-1/2"(4)

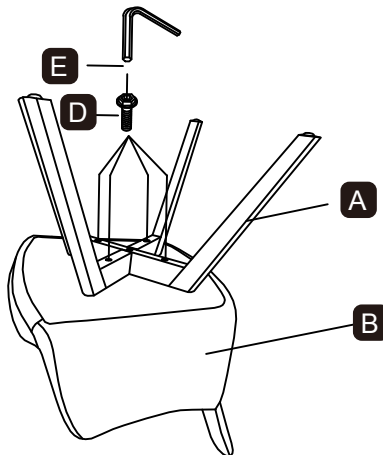


E Allen Key (1)


1



2



3



IMPORTANT: This chair is to be used by one person at a time. Be sure all screws are securely tightened. Save the wrench and periodically tighten the screws. Do not lean the chair back on 2 legs or use the chair as a step-ladder. Use this chair for its intended purpose only.