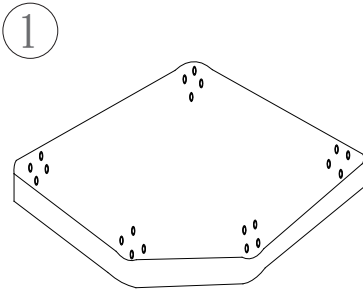


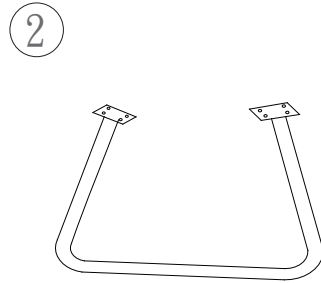
Congratulations on the purchase of your new **Officient** table!

PARTS

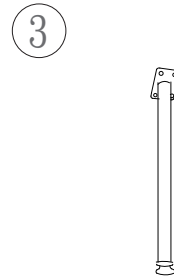
REMOVE ALL THE PARTS FROM THE CARTON AND **VERIFY** PART QUANTITIES AS INDICATED IN THIS PARTS LIST. PLEASE READ ALL INSTRUCTIONS BEFORE ASSEMBLY. YOU WILL NEED A **PHILLIPS-HEAD SCREWDRIVER**.




TB-08 TABLETOP - QTY: 1



STEEL TUBE LEGS - QTY: 1 PAIR



STEEL SUPPORT LEGS - QTY: 1



SCREWS With Washers
1/4" x 3/4" - QTY: 16

INSTRUCTIONS

Attached the pair of u-shape Steel Tube Legs (2) and the Steel Support Legs (3) to bottom of the laminated tops (1) with the Screws provided (4).

