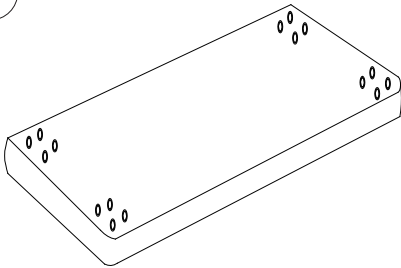


Congratulations on the purchase of your new **Officient** table!

PARTS

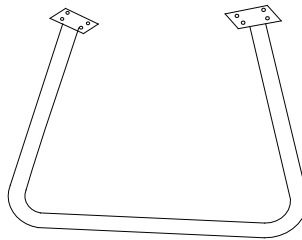
REMOVE ALL THE PARTS FROM THE CARTON AND **VERIFY** PART QUANTITIES AS INDICATED IN THIS PARTS LIST. PLEASE READ ALL INSTRUCTIONS BEFORE ASSEMBLY. YOU WILL NEED A **PHILLIPS-HEAD SCREWDRIVER**.

①



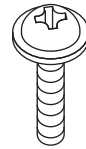
TB-28 TABLETOP - QTY: 1

②



STEEL TUBE LEGS - QTY: 1 PAIR

③



SCREWS With Washers 1/4" x 3/4"
- QTY: 16

INSTRUCTIONS

Attached the u-shape Steel Tube Legs ② ; 2 legs per table to bottom of the laminated tops ① with the **Screws** provided ③ .

