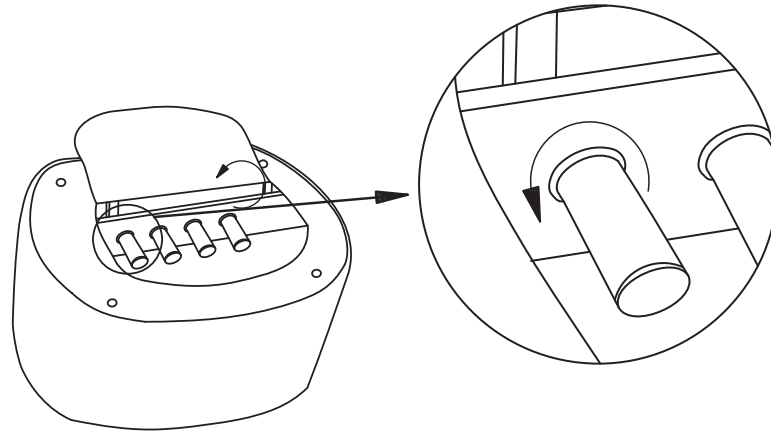


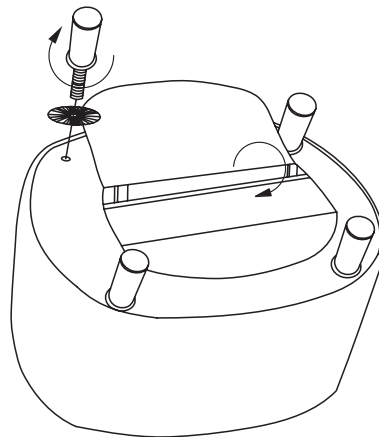
Congratulations on the purchase of your new *Efficient* chair!

PARTS – remove all the parts from the carton and verify part quantities as indicated on this parts list.


STEP 1



STEP 2



STEP 3



IMPORTANT: This chair is to be used by one person at a time. Be sure all screws are securely tightened. Periodically tighten the legs. Do not use the chair as a stepladder. Use this chair for its intended purpose only.