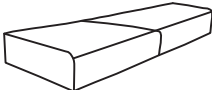
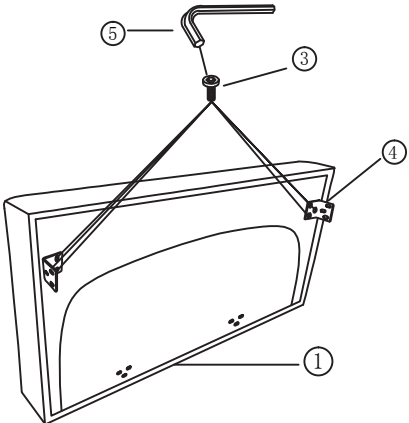
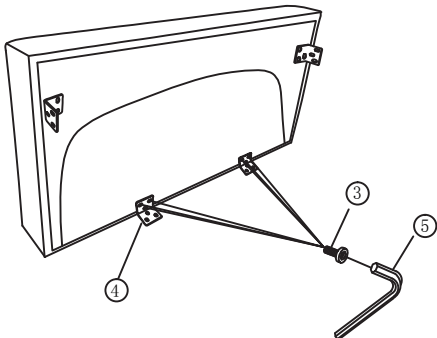
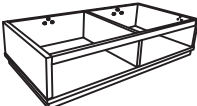
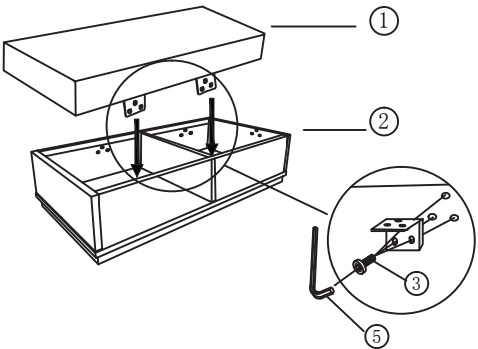
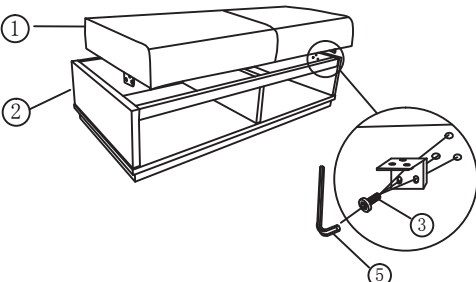

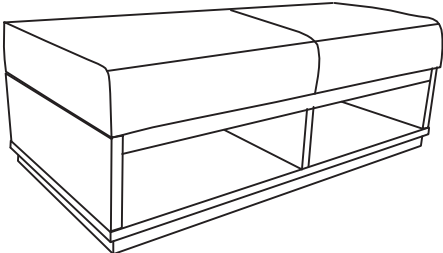




Congratulations on the purchase of your new *Signature Series* chair!

PARTS — remove all the parts from the carton and verify part quantities as indicated on this parts list.

<p>①</p>  <p>SEAT CUSHION – QTY: 1</p>	<p>STEP 1</p>  <p>Assemble the bracket(4) to the seat cushion(1) with screws(3) but do not fully tighten</p>	<p>STEP 2</p>  <p>Assemble the bracket(4) to the seat cushion(1) with screws(3) but do not fully tighten</p>
<p>②</p>  <p>BASE – QTY: 1</p>	<p>STEP 3</p>  <p>Assemble the bracket(4) to base(2) with screws(3) but do not fully tighten</p>	<p>STEP 4</p>  <p>Assemble the bracket(4) to base(2) with screws(3) but do not fully tighten</p>
<p>③</p>  <p>M6*16 SCREW – QTY: 24</p>	<p>STEP 5</p>  <p>Fully tighten all screws(3) to complete assembly of the seat cushion(1) and base(2)</p>	
<p>④</p>  <p>Bracket – QTY: 24</p>	<p>IMPORTANT : This chair is to be used by up to two people at a time. Be sure all screws are securely tightened. Save the wrench and periodically tighten the screws. Do not lean the chair back on two Legs or use the chair as a stepladder . Use this chair for its intended purpose only.</p> <p>CUSTOMER SERVICE HOTLINE 800-626-6060</p>	
<p>⑤</p>  <p>M5 ALLEN KEY – QTY: 1</p>		