
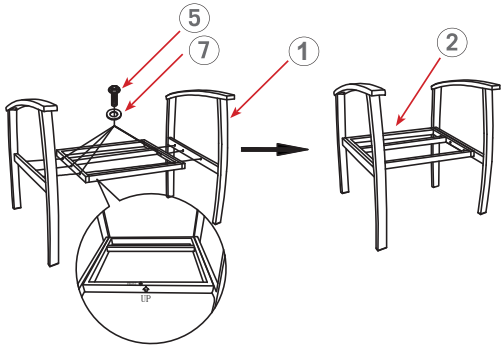
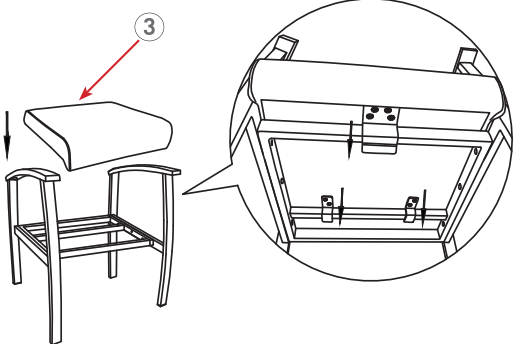

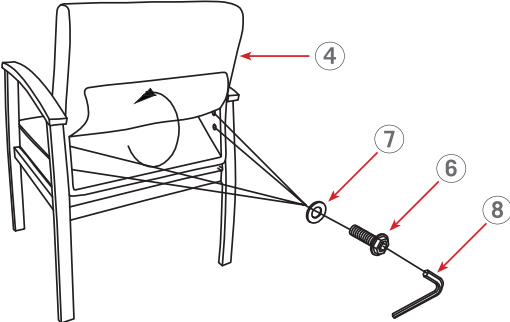
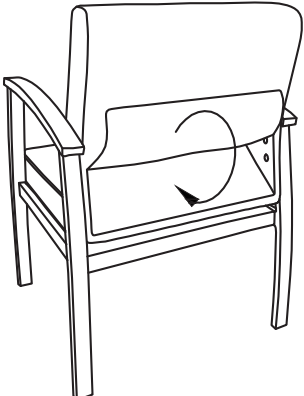

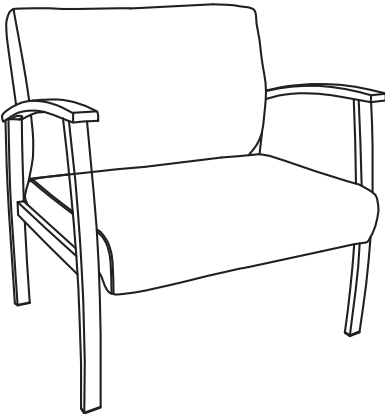







Congratulations on the purchase of your new *Signature Series* chair!

PARTS – remove all the parts from the carton and verify part quantities as indicated on this parts list.

<p>①</p>  <p>SIDE FRAME – QTY: 1</p>	<p>STEP 1</p>  <p>Please DO NOT completely tighten the screws until the chair is assembled</p>	<p>STEP 2</p> 	
<p>②</p>  <p>STEEL FRAME – QTY: 1</p>	<p>STEP 3</p>  <p>DO NOT tighten the screws of seat frame until the back cushion assembled</p>	<p>STEP 4</p> 	
<p>③</p>  <p>SEAT CUSHION – QTY: 1</p>	<p>STEP 3</p> 		
<p>④</p>  <p>BACK CUSHION – QTY: 1</p>		<p>⑤</p>  <p>5/16" x 1-1/4" SCREW – QTY: 6</p>	
<p>⑥</p>  <p>5/16" x 1-1/2" SCREW – QTY: 4</p>		<p>⑦</p>  <p>22*10*2MMT WASHER – QTY: 10</p>	
<p>⑧</p>  <p>ALLEN KEY – QTY: 1</p>		<p>IMPORTANT: This chair is to be used by one person at a time. Be sure all screws are securely tightened. Save the wrench and periodically tighten the screws. Do not use the chair as a stepladder. Use this chair for its intended purpose only.</p>	