




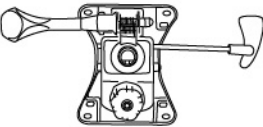






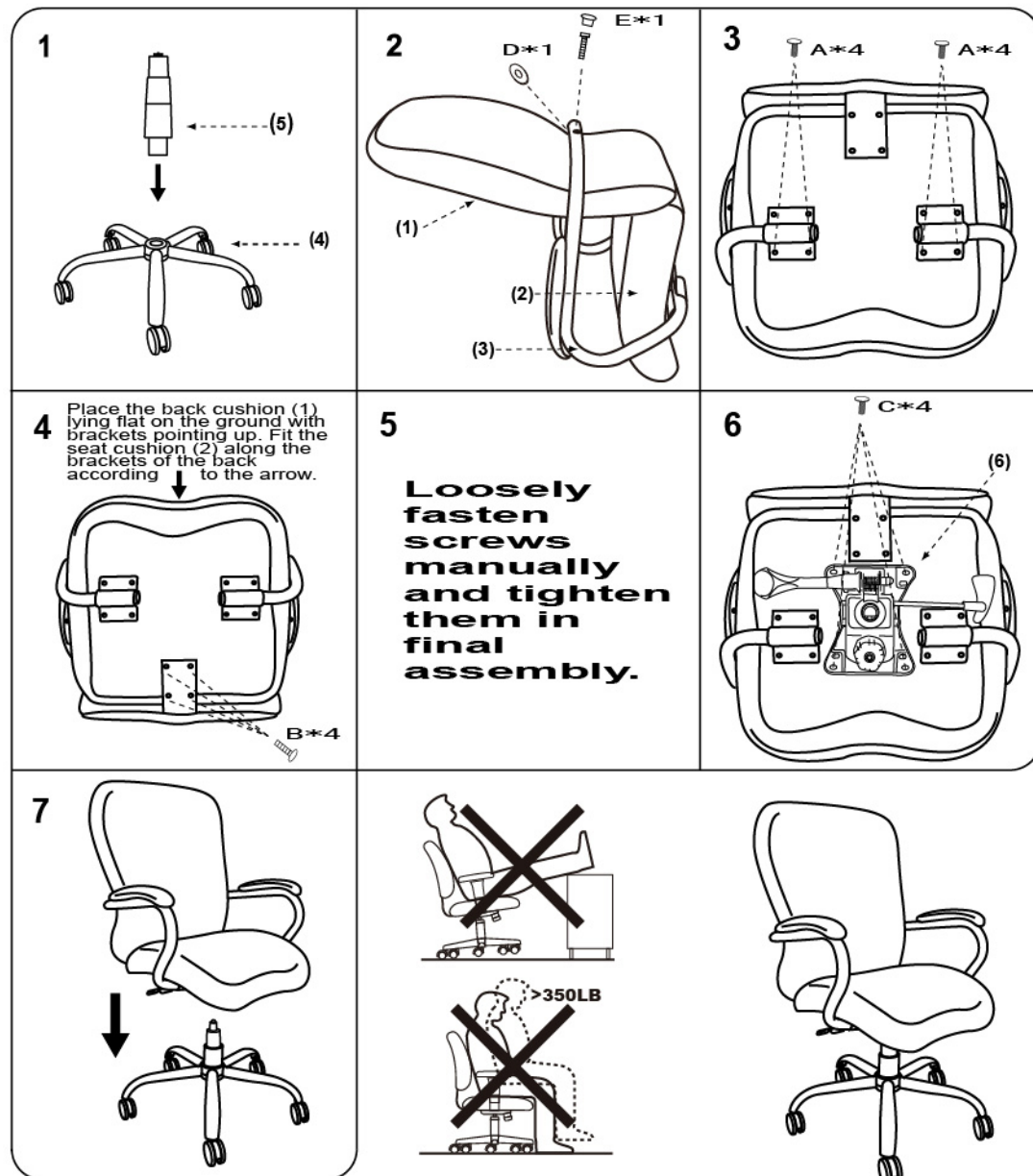


# IMPORTANT NOTICE: HARDWARE PACKAGE IS ATTACHED ON THE BOTTOM OF SEAT CUSHION.

MODEL : B990

(1)	(2)	(3)
		
Back	Seat	Arm Frame
(4)	(5)	(6)
		
L370 W/Casters	Knee Tilt Gas Lift	YM8335/Mechanism
<p>(A)-8pcs  M6*25 ARM SCREW</p> <p>(B)-4pcs  M6*30 BACK BAR SCREW</p> <p>(C)-4pcs  M8*22 MECHANISM SCREW</p> <p>(D)-1pcs  M6*55 BACK SCREW</p> <p>(E)-1pcs  CAP</p> <p>(F)-1pcs  ALLEN KEY</p>		



Insert and loosely tighten all screws. When assembly is completed, fully tighten all screws before using. This chair is only intended for sitting. Any other use will void the warranty.

**Max User Weight 350lbs/159Kilos**