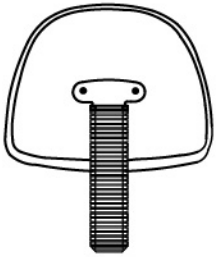
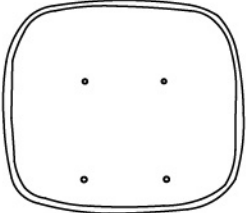
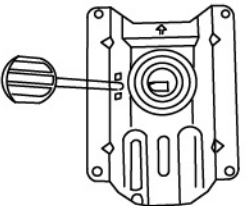

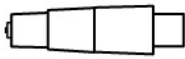
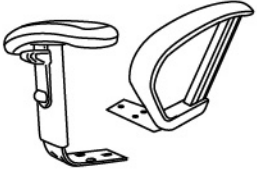
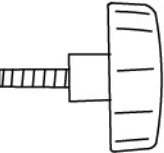


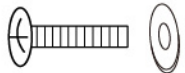
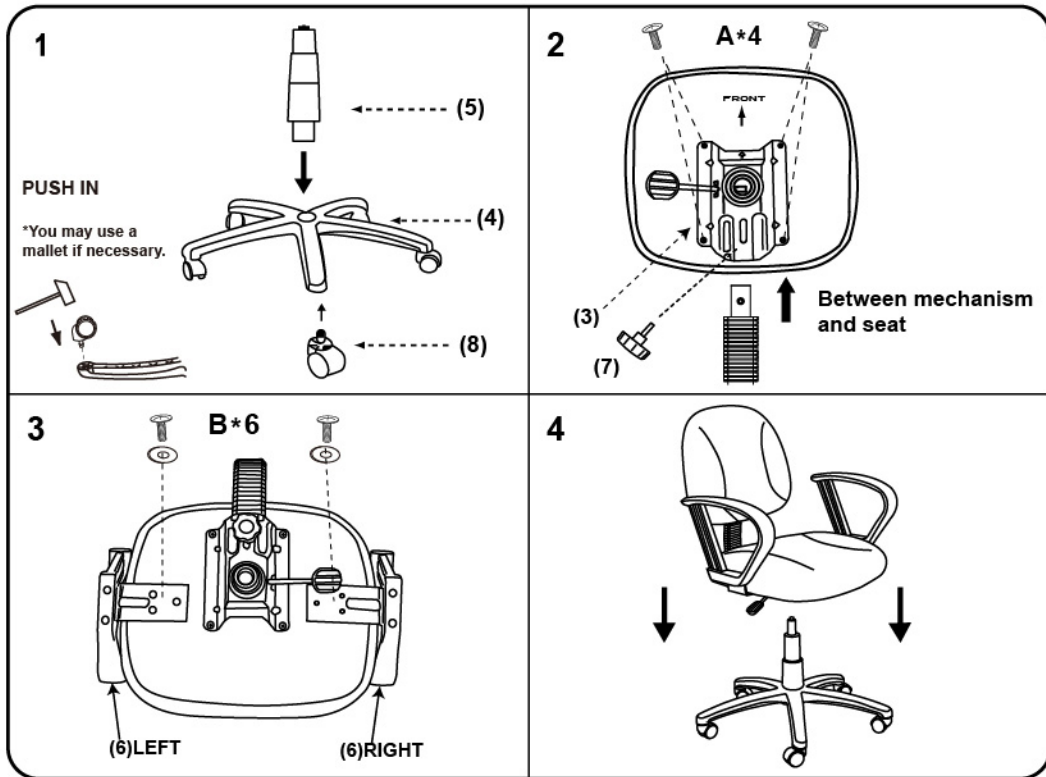


**IMPORTANT NOTICE:
HARDWARE PACKAGE IS ATTACHED
ON THE BOTTOM OF SEAT CUSHION.**

MODEL: B315 B316 B317 B307 B305 B306 B325

(1)x1  Back Cushion Back Support W/ Bellow	(2)x1  Seat Cushion	(3)x1  TU001-305 / mechanism
(4)x 1  TU005-305 - Nylon Base	(5)x1  TU026-305-Gas Lift	(6)X1(L) X1(R)  B316 / B317 Arms
(7)X1  TU305-Knob/Knob	(8)X5  TU015-Casters	
(A)*4  M8*22 Mechanism Screws (B)*6  M6*28 Arm Screws		



Insert and loosely tighten all screws. When assembly is completed, fully tighten all screws before using. This chair is only intended for sitting. Any other use will void the warranty.



B315/305/325



B316/306



B317/307