

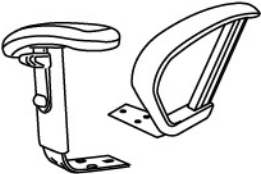
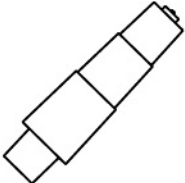



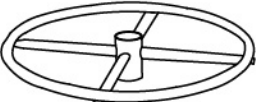



**IMPORTANT NOTICE:
HARDWARE PACKAGE IS ATTACHED
ON THE BOTTOM OF SEAT CUSHION.**

MODEL: B1635 1636 1637 B1645 1646 1647

| | | |
|--|--|--|
| (1)x1  Back Cushion | (2)x1  Seat Cushion | (3)x1 (L)x1 (R)  Left-Arm-L Right-Arm-R |
| (4)x1  Gas Lift W/ Cover | (5)x1  Base | (6)x 5  Caster |
| (7)x1  TU09-EXT | (8)x1  TU009 | (A)x6  M6 X 28 Arm Screws |

Insert and loosely tighten all screws. When assembly is completed, fully tighten all screws before using. This chair is only intended for sitting. Any other use will void the warranty.

