

ASSEMBLY INSTRUCTIONS

Page 1/1

ah

aspenhome®

Distributed by Furniture Values International, LLC


ITEM NO:I26-303 66" Curved Exec Desk

HARDWARE PACK



Allen Wrench

1 Pc

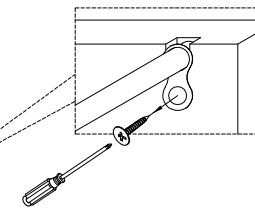


Hardware pack.
Do not trash.

Key for
file lock

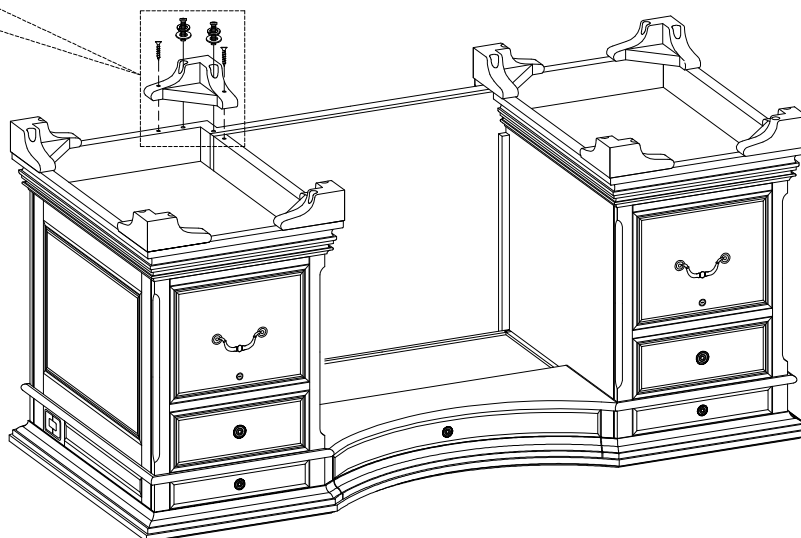
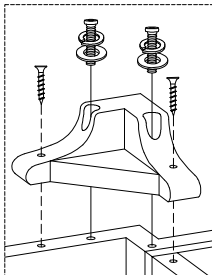
Remove

Detail 1



Remove the wood screws
on the side panels of
drawer box to remove the
rod loops and file rods if
necessary.

Detail 2



If the desk is too wide to go through the door, you need to remove the legs. As shown above, use a wrench and screwdriver to remove the bolts and screws from the legs to the desk.

MADE IN VIETNAM

DATE: 2014-01-14