
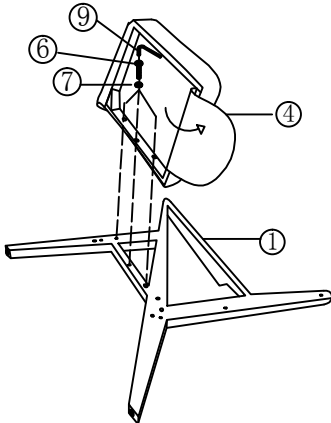
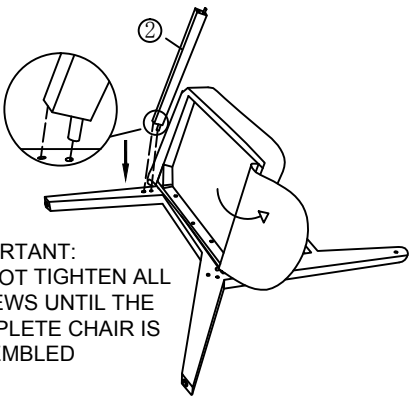

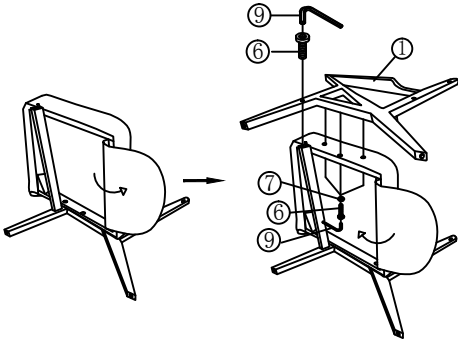
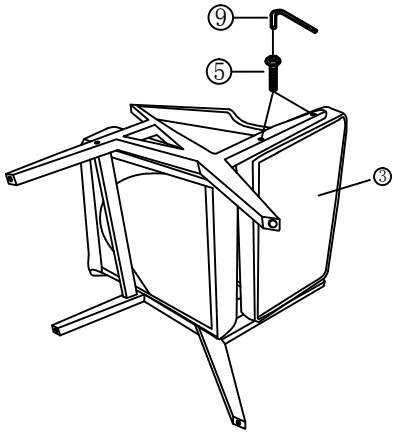
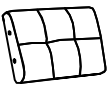
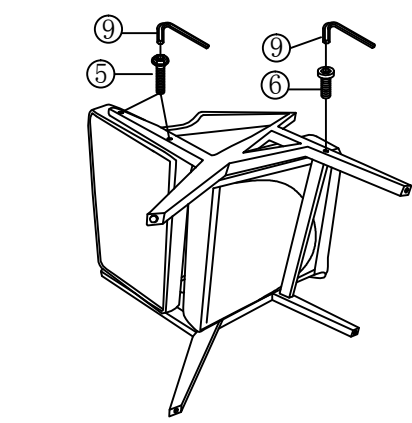
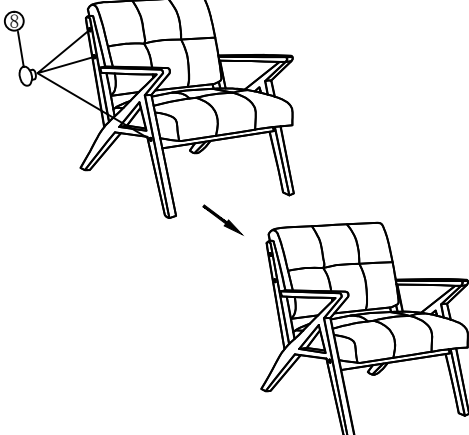








Congratulations on the purchase of your new *Signature Series* chair!

**PARTS** — remove all the parts from the carton and verify part quantities as indicated on this parts list.

<p>①</p>  <p>SIDE FRAME - QTY: 2</p>	<p><b>STEP 1</b></p> 	<p><b>STEP 2</b></p>  <p>IMPORTANT: DO NOT TIGHTEN ALL SCREWS UNTIL THE COMPLETE CHAIR IS ASSEMBLED</p>
<p>②</p>  <p>SUPPORT BAR - QTY: 1</p>	<p><b>STEP 3</b></p> 	<p><b>STEP 4</b></p> 
<p>③</p>  <p>BACK CUSHION - QTY: 1</p>	<p><b>STEP 5</b></p> 	<p><b>STEP 6</b></p> 
<p>④</p>  <p>SEAT CUSHION - QTY: 1</p>	<p><b>IMPORTANT:</b> This chair is to be used by one person at a time. Be sure all screws are securely tight - ened. Save the wrench and periodically tighten the screws. Do not lean the chair back on 2 legs or use the chair as a stepladder. Use this chair for its intended purpose only.</p> <p>CUSTOMER SERVICE HOTLINE 800-626-6060</p>	<p>60330-00/A/B</p>
<p>⑤</p>  <p>1/4*2-1/4" SCREW - QTY: 4</p>	<p>⑥</p>  <p>1/4*1-3/4" SCREW - QTY: 8</p>	<p>⑦</p>  <p>∅ 20*∅ 8.5*2MMT WASHER - QTY: 6</p>
<p>⑧</p>  <p>CAP - QTY: 6</p>	<p>⑨</p>  <p>ALLEN KEY - QTY: 1</p>	