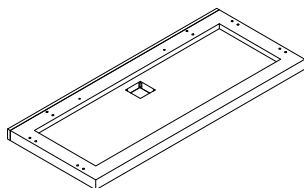


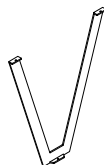
**Congratulations on the purchase of your new *Signature Series* product!**

## COMPONENTS

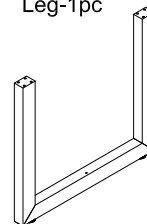
(A) Top Panel-1pc



(B) Mntg Bracket-1pc

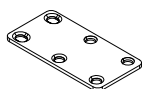


(C) Leg-1pc

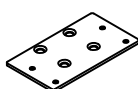


## HARDWARE & TOOLS

(D) Mntg Bracket A  
100\*50\*3mm-4pcs



(E) Mntg Bracket B  
118\*65\*3mm-2pcs



(F) Screw  
Ø4X25mm-12pcs



(G) Screw  
M6X15mm-33pcs



Tools Required for Assembly



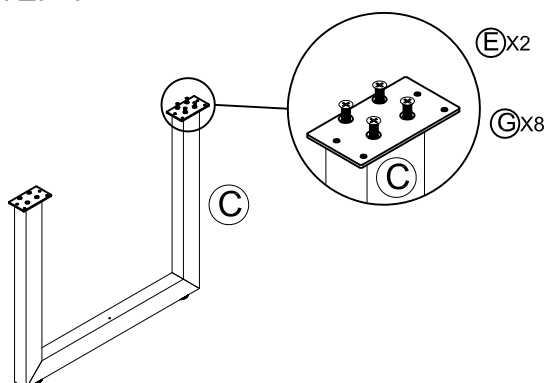
Phillips Screw Driver for

(F) Screw Ø4X25mm

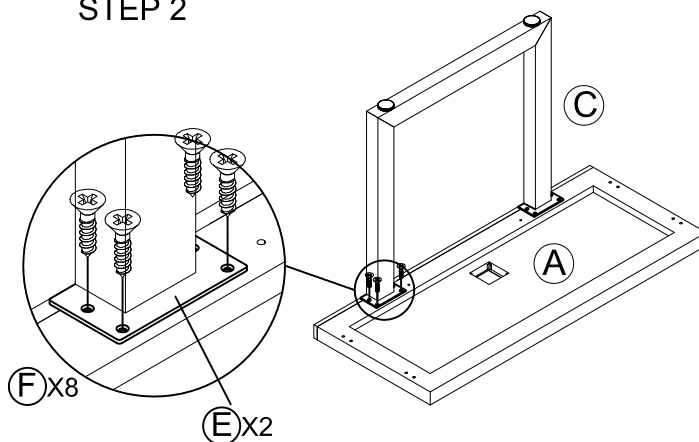
(G) Screw M6X15mm

## INSTRUCTIONS - Do not use power tools to assemble

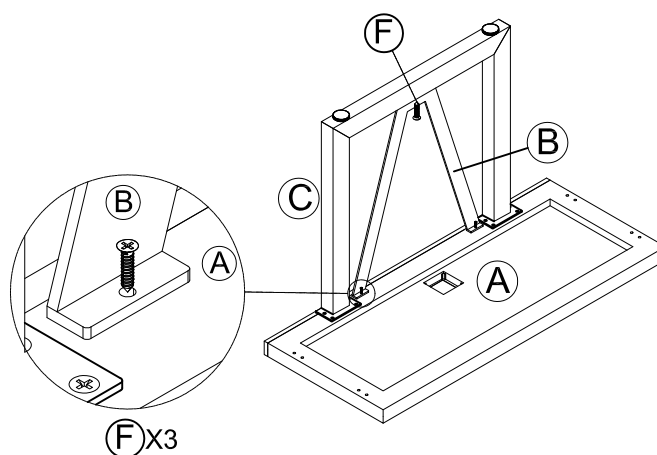
### STEP 1



### STEP 2



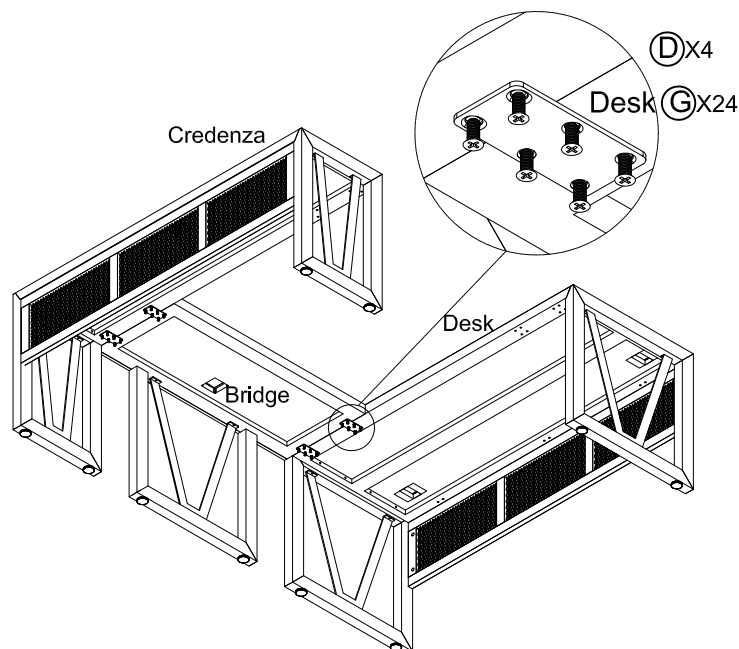
### STEP 3



**Congratulations on the purchase of your new *Signature Series* product!**

**INSTRUCTIONS - Do not use power tools to assemble**

## STEP 4



## COMPLETED

Install Right or Left Side

