
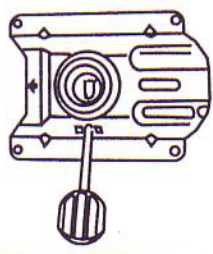

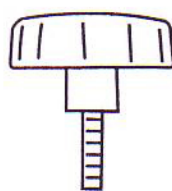




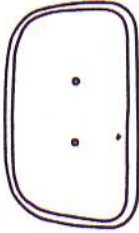


B245

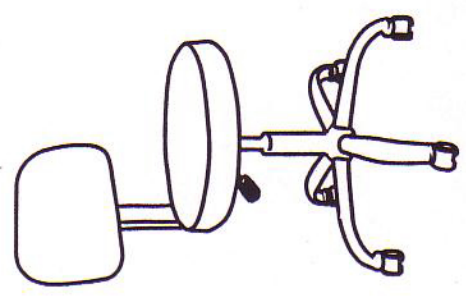
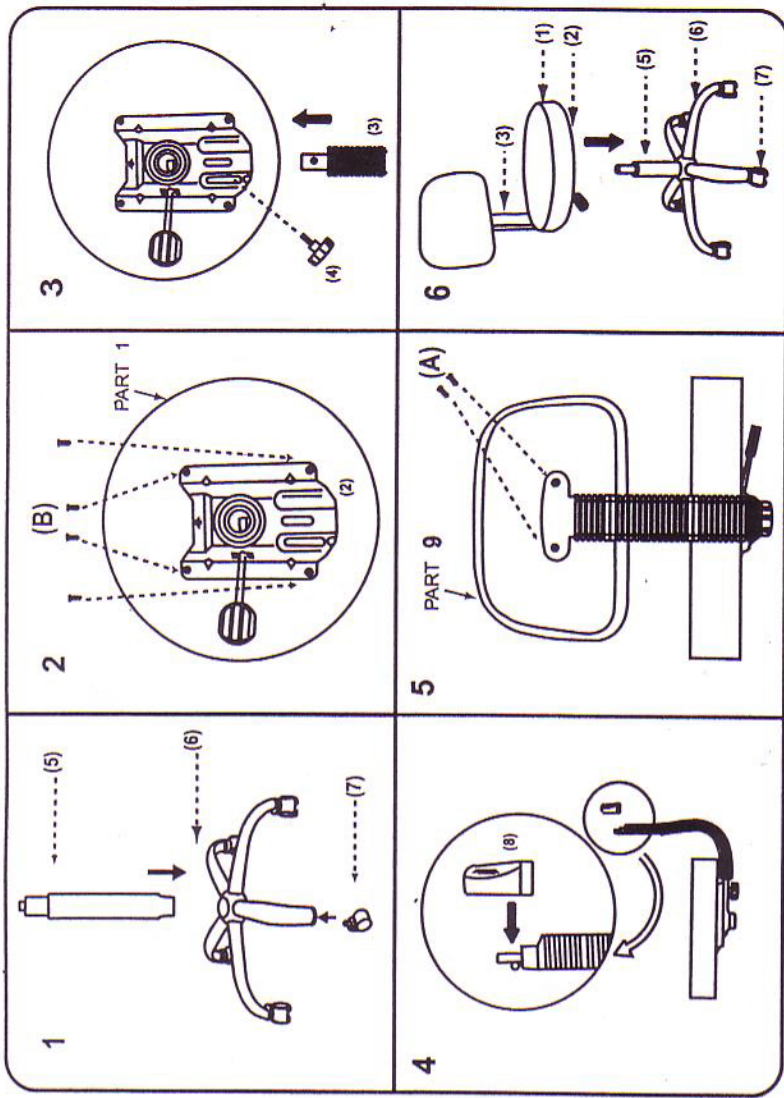
(1)x1	(2)x1	(3)x1
		
(4)x1	(5)x1	(6)x1
		
(7)x5	(8)x1	(9)x1
		

Plastic Cover for Bracket

Please unscrew all screws from cushion before assembly.

(A)x2  M6X30

(B)x4  M8X22 MECHANISM SCREW



It is important to assemble all parts so that the directional "Arrows" point in the same direction. Make certain that all screws are FULLY tightened before using the chair. Each month, check all screws and tighten any that may have loosened.

For further assembly instructions, please visit our web site at www.bosschair.com