
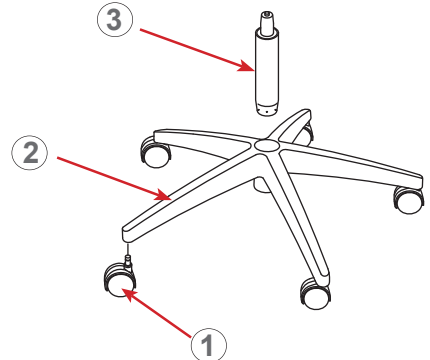
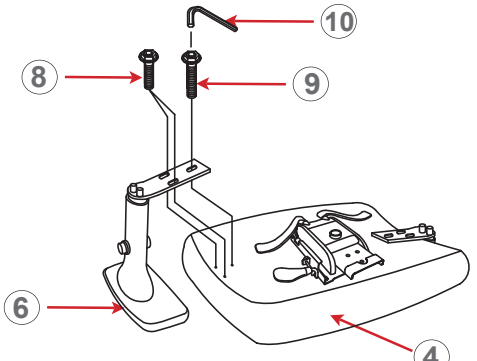

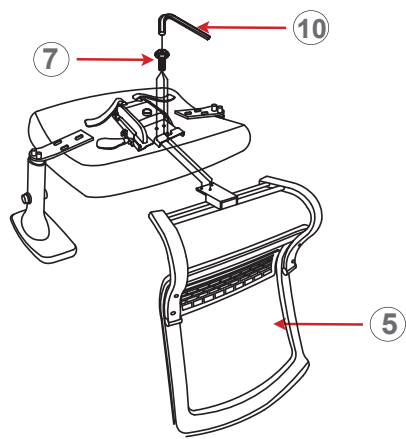
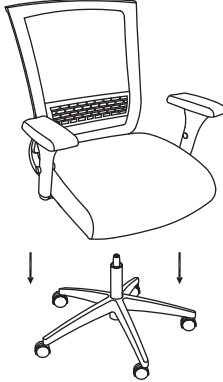











800-558-1010
www.NBF.com

Congratulations on the purchase of your new *Signature Series* chair!

PARTS – remove all the parts from the carton and verify part quantities as indicated on this parts list.

| | | |
|---|--|--|
| <p>①</p>  <p>CASTOR – QTY: 5</p> | <p>STEP 1</p>  | <p>STEP 2</p>  <p>Note: ⑨ SCREW USE ONE PER ARM ⑧ SCREW USE TWO PER ARM</p> |
| <p>②</p>  <p>5-STAR BASE – QTY: 1</p> | <p>STEP 3</p>  | <p>STEP 4</p>  |
| <p>③</p>  <p>GAS LIFT – QTY: 1</p> | <p>STEP 5</p>  | |
| <p>④</p>  <p>SEAT CUSHION – QTY: 1</p> | | |
| <p>⑤</p>  <p>BACK CUSHION – QTY: 1</p> | | |
| <p>⑥</p>  <p>ARMS – QTY: 2</p> | | |
| <p>⑦</p>  <p>3/4" SCREW – QTY: 3</p> | | |
| <p>⑧</p>  <p>1" SCREW – QTY: 4</p> | | |
| <p>⑨</p>  <p>1-1/4" SCREW – QTY: 2</p> | | |
| <p>⑩</p>  <p>ALLEN KEY – QTY: 1</p> | | |

IMPORTANT: This chair is to be used by one person at a time. Be sure all screws are securely tightened. Save the wrench and periodically tighten the screws. Do not lean the chair back on 2 wheels or use the chair as a stepladder. Use this chair for its intended purpose only.

CUSTOMER SERVICE HOTLINE
800-626-6060