

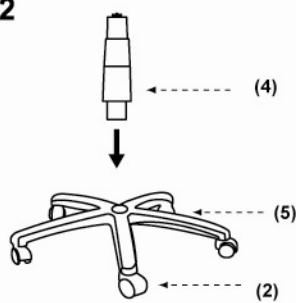
Please unscrew all hardware from cushion before assembly.
Por favor de destornillar todos los tornillos del cojín antes de ensamblar la silla.

MODEL:B9221 9226 W/TU007

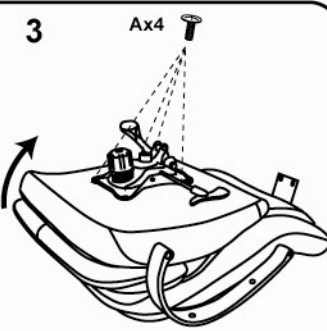
(1)x1		(2)x5
		
Back & Seat W/ ARMS		Caster
(3)x1	(4)x1	(5)x1
		
Mechanism	Gas Lift W/ Cover	5-Star Base
Customer Service Hotline: 1-800-593-1888 For further assembly instructions, please visit our website at www.bosschair.com		
(A)*4PCS		M8X22 Mechanism Screws
(B)*4PCS		M8X30 Back Bar Screws
(C)*4PCS		ARM CAP
(D)*1PC		ALLEN KEY

1

PUSH IN
*You may use a mallet if necessary.

2

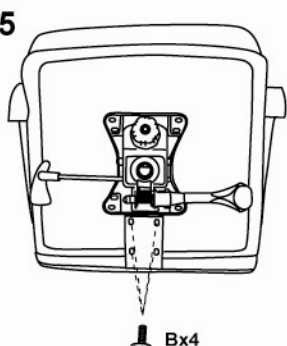
(4)
(5)
(2)

3

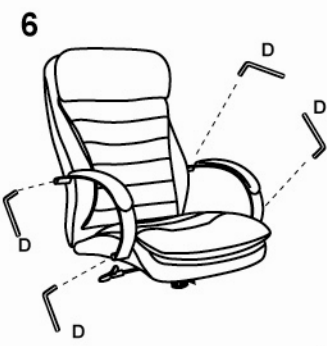
Ax4

4

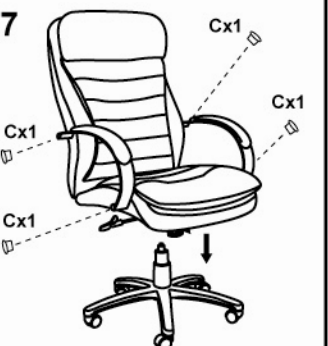
(4)

5

Bx4

6



D
D
D
D

7

Cx1
Cx1
Cx1

Note: Please tighten all arm screws using allen key before step 7

Insert and loosely tighten all screws. When assembly is completed, fully tighten all screws before using. This chair is only intended for sitting. Any other use will void the warranty.



>250LB

04/09