


# Conversation Hearts Color Patterns

Give each student a box of candy hearts and a copy of the reproducible. Encourage students to use their candies to make color patterns. Instruct them to color each row of hearts on the reproducible to match the patterns they make with the candy. After students have finished coloring, invite them to eat the candies!


**Conversation Hearts Color Patterns**

Name \_\_\_\_\_ Date \_\_\_\_\_


**Make a pattern with two colors.**




**Make a different pattern with the same two colors.**



**Make a pattern with three colors.**



**Make a different pattern with the same three colors.**



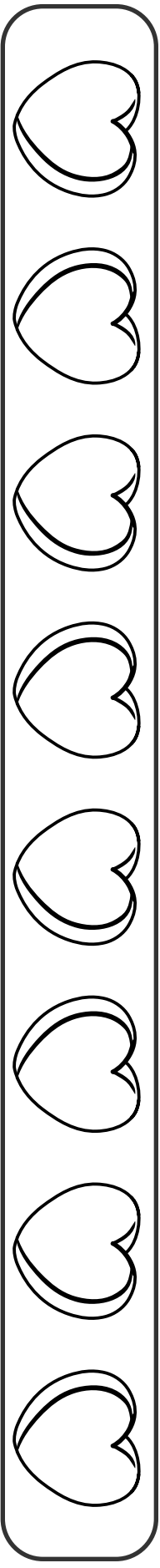
©Lakeshore www.lakeshorelearning.com

# Conversation Hearts Color Patterns

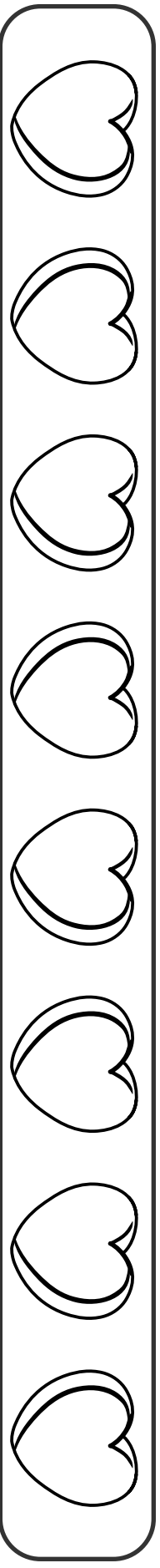
Name \_\_\_\_\_

Date \_\_\_\_\_

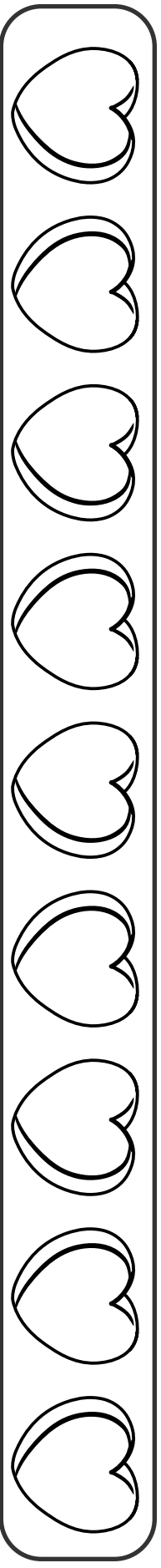
Make a pattern with two colors.



Make a different pattern with the same two colors.



Make a pattern with three colors.



Make a different pattern with the same three colors.

