

Simple Words Match-Ups

Objectives

- Children will identify short vowel sounds.
- Children will decode and recognize words.
- Children will associate words with objects.

Materials Needed


- Simple Words Match-Ups reproducible
- Scissors

Getting Started

- Print out the reproducible and cut out the puzzle pieces.

Activity

1. Show the child the puzzle pieces, pointing out that some show a word and some show a picture.
2. Select a word piece and have the child sound out the word. Help the child by breaking up the word into individual letter sounds and then blending the sounds together to pronounce the word.
3. Encourage the child to find the picture that corresponds to the word.
4. Continue in this way until the child has completed all the match-ups.
5. If working with a group of children, give each child a puzzle piece. Have children walk around the room to find the child who has the matching word or picture piece.



Extended Learning


For more phonics and word building practice, try our [Build-A-Word! Magnet Board](#). It's a fun, hands-on way for children to practice CVC words, sounding out the letters as they spell each word.

Simple Words Match-Ups

zip



pig




Simple Words Match-Ups

log



tub




Simple Words Match-Ups

van




hat




Simple Words Match-Ups

rug

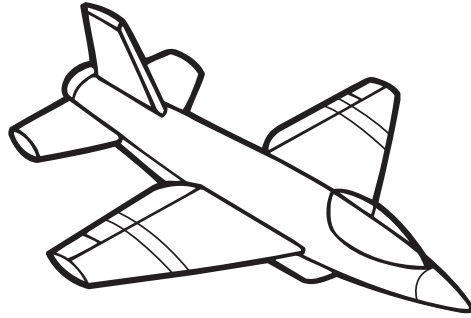


fox



Simple Words Match-Ups

jet



web

