

Shape Pizza


Objectives

- Children will recognize shapes.
- Children will count.

Materials Needed

- Pizza Shapes reproducible
- Pizza Recipe Cards reproducible
- Construction paper
- Paper plate
- Crayons
- Glue stick
- Scissors
- Photographs of pizzas (optional)

My Shape Pizza Recipe!	
I used <u>5</u> circles.	○
I used <u>5</u> squares.	□
I used <u>5</u> triangles.	△
I used <u>5</u> rectangles.	▭



Getting Started

- Print out the Pizza Shapes reproducible and photocopy it onto several different-color sheets of construction paper. (Or print out the reproducible and have the child color the shapes.) Then cut out the shapes.
- Print out the Pizza Recipe Cards reproducible and cut out the cards.

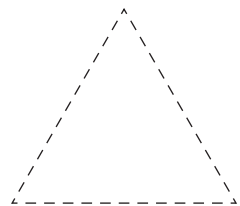
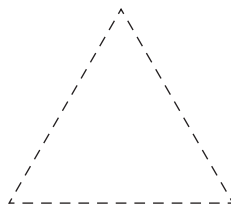
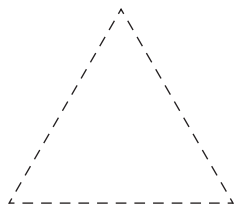
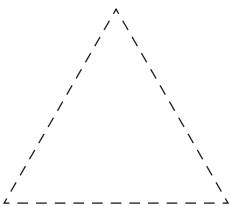
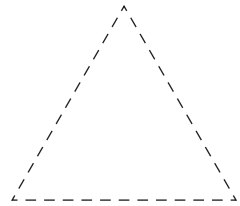
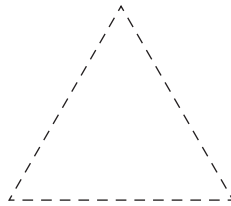
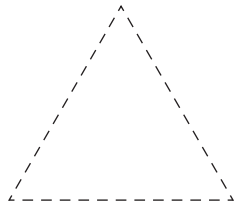
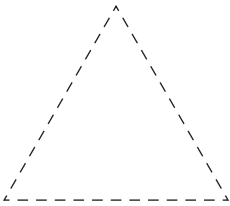
Activity

1. Talk with the child about pizza. What shape are most pizzas? If possible, show pictures of different kinds of pizzas and all the toppings.
2. Tell the child that he or she will be creating a pizza using special shape toppings. Review the different shapes and talk about what pizza topping each piece could represent.
3. Show the paper plate and explain that this is the base of the pizza and that the child will be gluing the different-shape toppings on it.
4. Point out the recipe card and tell the child that this is where he or she will write out the pizza recipe by writing the number of "toppings" he or she used on the pizza. Explain that the toppings are the different shapes.
5. Now it's time for the child to create the pizza and then fill out the recipe card. Help as needed.



Extended Learning

For more hands-on sorting fun, try our [Magnetic Shape Sorting Rods](#). All the shapes are precut, so no setup is required. Children simply select a rod and sort through the magnetic pieces to find the matching shapes. Plus, the rods are made from durable wood, so they can be used again and again.

Pizza Shapes



Pizza Shapes



Pizza Recipe Cards

My Shape Pizza Recipe!

I used _____ circles. ○

I used _____ squares. □

I used _____ triangles. △

I used _____ rectangles. ▭

My Shape Pizza Recipe!

I used _____ circles. ○

I used _____ squares. □

I used _____ triangles. △

I used _____ rectangles. ▭