

WARRANTY INFORMATION

5 YEAR LIMITED WARRANTY

Sunbeam Products, Inc. doing business as Jarden Consumer Solutions or if in Canada, Sunbeam Corporation (Canada) Limited doing business as Jarden Consumer Solutions (collectively "JCS") warrants that for a period of five years from the date of purchase, this product will be free from defects in material and workmanship. JCS, at its option, will repair or replace this product or any component of the product found to be defective during the warranty period.

Replacement will be made with a new or remanufactured product or component. If the product is no longer available, replacement may be made with a similar product of equal or greater value. This is your exclusive warranty. Do NOT attempt to repair or adjust any electrical or mechanical functions on this product. Doing so will void this warranty. This warranty is valid for the original retail purchaser from the date of initial retail purchase and is not transferable. Keep the original sales receipt. Proof of purchase is required to obtain warranty performance. JCS dealers, service centers, or retail stores selling JCS products do not have the right to alter, modify or any way change the terms and conditions of this warranty.

This warranty does not cover normal wear of parts or damage resulting from any of the following: negligent use or misuse of the product, use on improper voltage or current, use contrary to the operating instructions, disassembly, repair or alteration by anyone other than JCS or an authorized JCS service center. Further, the warranty does not cover: Acts of God, such as fire, flood, hurricanes and tornadoes.

What are the limits on JCS's Liability?

JCS shall not be liable for any incidental or consequential damages caused by the breach of any express, implied or statutory warranty or condition.

Except to the extent prohibited by applicable law, any implied warranty or condition of merchantability or fitness for a particular purpose is limited in duration to the duration of the above warranty.

JCS disclaims all other warranties, conditions or representations, express, implied, statutory or otherwise.

JCS shall not be liable for any damages of any kind resulting from the purchase, use or misuse of, or inability to use the product including incidental, special, consequential or similar damages or loss of profits, or for any breach of contract, fundamental or otherwise, or for any claim brought against purchaser by any other party.

Some provinces, states or jurisdictions do not allow the exclusion or limitation of incidental or consequential damages or limitations on how long an implied warranty lasts, so the above limitations or exclusion may not apply to you.

This warranty gives you specific legal rights, and you may also have other rights that vary from province to province, state to state or jurisdiction to jurisdiction.

How to Obtain Warranty Service

In the U.S.A.

If you have any question regarding this warranty or would like to obtain warranty service, please call 1-800-253-2764 and a convenient service center address will be provided to you.

In Canada

If you have any question regarding this warranty or would like to obtain warranty service, please call 1-800-253-2764 and a convenient service center address will be provided to you.

In the U.S.A., this warranty is offered by Sunbeam Products, Inc. doing business Jarden Consumer Solutions located in Boca Raton, Florida 33431. In Canada, this warranty is offered by Sunbeam Corporation (Canada) Limited doing business as Jarden Consumer Solutions, located at 20 B Hereford Street, Brampton, Ontario L6Y 0M1. If you have any other problem or claim in connection with this product, please write our Consumer Service Department. **PLEASE DO NOT RETURN THIS PRODUCT TO ANY OF THESE ADDRESSES OR TO THE PLACE OF PURCHASE.**

©2012 Sunbeam Products, Inc. doing business as Jarden Consumer Solutions. All Rights Reserved.

Distributed by Sunbeam Products, Inc. doing business as Jarden Consumer Solutions, Boca Raton, Florida 33431.

163424


BDF1011A_12EM1

Printed In China

GCDs-BI027558-ZZ



pure indoor living



DESK FAN

MODEL: BDF1011A



Instruction Leaflet

Read instructions before operating. Retain for future reference.



Questions? Comments? Call 1-800-253-2764 in North America or visit our website at www.bionaire.com.

PLEASE READ AND SAVE THESE IMPORTANT SAFETY INSTRUCTIONS

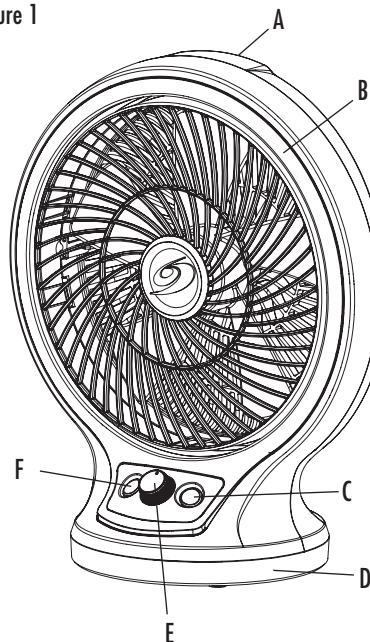
When using electrical appliances, basic safety precautions should always be taken including the following:

1. Read all instructions before using this appliance.
2. Use fan only for purposes described in the instruction manual.
3. To protect against electrical shock do not immerse unit, adapter or cord in water or spray with liquids and plug the adapter directly into a 120V AC electrical outlet.
4. Close supervision is necessary when any appliance is used by or near children.
5. Unplug from outlet when not in use, when moving fan from one location to another, before putting on or taking off parts and before cleaning.
6. Avoid contact with moving parts.
7. Do not operate in the presence of explosive and/or flammable fumes.
8. To avoid fire hazard, NEVER place the cord under rugs or any parts near an open flame, cooking or other heating appliance.
9. Do not operate any appliance with a damaged cord or adapter after the appliance malfunctions, or has been dropped/damaged in any manner. Discard fan or return to an authorized service facility for examination and/or repair.
10. Do not run cord under carpeting. Do not cover cord with throw rugs, runner, or similar coverings. Do not route cord under furniture or appliances. Arrange cord away from traffic area and where it will not be tripped over.
11. The use of attachments not recommended or sold by the appliance manufacturer may cause hazards.
12. Do not let the cord hang over the edge of a table, counter or come in contact with hot surfaces or leave exposed to high traffic areas.
13. Do not use outdoors.
14. To disconnect, grip adapter and pull from wall outlet. Never yank on cord.
15. Always use on a dry, level surface.
16. Do not operate fan until fully assembled with all parts properly in place.
17. This product is intended for household use ONLY and not for commercial or industrial applications.
18. **WARNING:** To reduce the risk of electrical shock and injury to persons, do not use in window.
19. **WARNING:** To reduce the risk of fire or electric

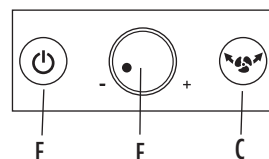
shock, do not use this fan with any solid-state speed control device.

PLEASE READ AND SAVE THESE IMPORTANT SAFETY INSTRUCTIONS

Figure 1



Control Panel



- | | |
|-----------------------|-----------------|
| A. Carry Handle | D. Base |
| B. Fan Head | E. Speed Dial |
| C. Oscillation Button | F. Power Button |

OPERATING - INSTRUCTIONS CLEANING AND MAINTENANCE

OPERATING INSTRUCTIONS

1. Set fan on a dry, level surface.
2. Connect the power adapter to the power jack located on the rear base of the fan (see Figure 2). Plug the power adapter into any standard 120 volt AC outlet.
3. To turn the fan on, press the Power Button (⏻) once.
4. To adjust the speed, turn the variable speed dial in the clockwise direction to increase the speed as desired. The speed level may be lowered by turning the dial counterclockwise.
5. To turn the fan off, press the Power Button (⏻) again.
6. If you would like the fan to oscillate, press the Oscillation Button (↔) located to the right of the speed dial. To stop oscillation, push the button again.
7. If you would like to adjust the fan forward/backward angle of air movement, pull the fan head with both hands for slight tilt angle adjustment (see Figure 3). To adjust the fan into the air circulator position pull the fan head back and downward into a 90 degree tilt position. You will hear clicks while adjusting the tilt Angles.

Figure 2

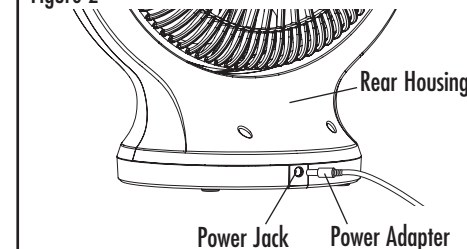
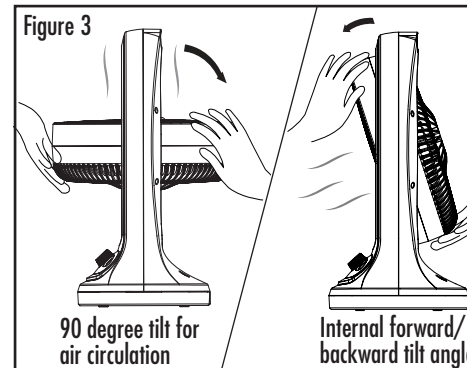


Figure 3



CLEANING/MAINTENANCE

Follow these instructions to correctly and safely care for your fan. Please remember:

Fan Cleaning

Always unplug the fan before cleaning.

1. Be sure to only use a soft cloth moistened with a mild soap solution.
2. Do not allow water to drip on or enter into fan housing. Do not use gasoline, thinner or benzene as a cleaner.
3. We also recommend periodic cleaning of this fan by lightly running your vacuum cleaner nozzle over the fan vents to remove any accumulated dust or dirt.
4. Clean the fan grill, housing and base with a soft, damp cloth. **DO NOT ATTEMPT TO REMOVE THE FAN BLADE.** Do not allow the motor or other electrical components to be exposed to water.

FAN STORAGE INSTRUCTIONS

Your fan can be stored in the off-season, however it is important to keep it in a safe, dry location.

- We recommend using the original (or appropriately sized) box.
- Remember to protect the fan vents from dust.

If you have any questions regarding your product or would like to learn more about other Bonaire® products, please contact our Consumer Service Department at 1-800-253-2764 or visit our website at www.bonaire.com.