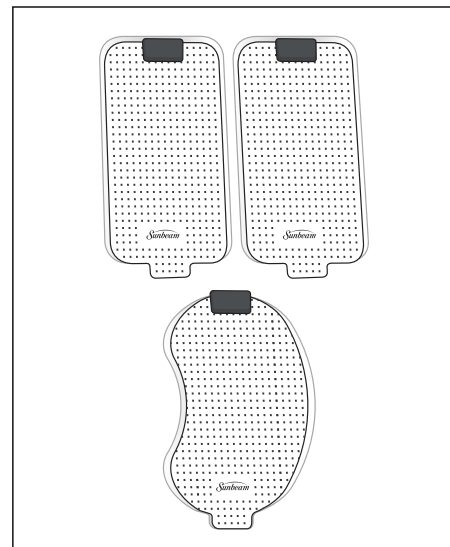




**Sunbeam® GoHeat®
Portable Heated Patches
Refill Kit**

Instruction Manual

For product questions:
Sunbeam Consumer Service
USA: 1.800.435.1250
www.sunbeam.com



©2018 Sunbeam Products, Inc. All rights reserved.

804-RFL2P_804-RFL3P_18EM3
Printed in China

P.N. 195886 Rev B
GCDS-SUN370523-LD

**Model: 804-RFL2P
804-RFL3P**

IMPORTANT SAFETY INSTRUCTIONS

DO NOT DESTROY

DANGER: TO REDUCE RISKS OF BURNS, ELECTRIC SHOCK, FIRE, AND PERSONAL INJURY, THIS PRODUCT MUST BE USED IN ACCORDANCE WITH THE FOLLOWING INSTRUCTIONS:

1. READ ALL INSTRUCTIONS BEFORE USING THIS APPLIANCE.
2. DO NOT USE WHILE SLEEPING OR ON SOMEONE WHO IS SLEEPING.
3. DO NOT USE ON AN INFANT OR ON AN ANIMAL.
4. THESE PATCHES ARE NOT TO BE USED ON OR BY AN INVALID, HELPLESS OR UNCONSCIOUS PERSON, A PERSON WITH DIABETES, A PERSON WITH POOR BLOOD CIRCULATION, INSENSITIVITY TO HEAT, A PERSON INCAPACITATED BY MEDICATION OR UNDER THE INFLUENCE OF ALCOHOL, OR ANYONE UNDER THE AGE OF 18.
5. THIS APPLIANCE IS NOT TO BE USED ON OR BY CHILDREN. CLOSE SUPERVISION IS NECESSARY WHEN ANY APPLIANCE IS USED NEAR CHILDREN. CHILDREN SHOULD NOT PLAY WITH THE APPLIANCE.

-1-

6. DO NOT USE ON AREAS OF INSENSITIVE SKIN.
7. BURNS CAN OCCUR REGARDLESS OF CONTROL SETTING, CHECK SKIN UNDER PATCH FREQUENTLY. STOP USE IF SKIN BECOMES IRRITATED, BRUISED, SWOLLEN, OR IF PAIN AND DISCOMFORT IS EXPERIENCED. IF BURNS OCCUR, SEEK MEDICAL ATTENTION.
8. AGE 55 OR OLDER: YOUR RISK OF BURNING INCREASES AS YOU AGE. USE WITH CAUTION.
9. DO NOT USE IN AN OXYGEN ATMOSPHERE.
10. DO NOT USE PINS OR OTHER METALLIC MEANS TO FASTEN THE PATCH IN PLACE.
11. DO NOT SIT ON, AGAINST, OR CRUSH PATCHES – AVOID SHARP FOLDS. PLACE PATCH ON TOP OF AND NOT UNDER THE PART OF BODY NEEDING HEAT.
12. UNPLUG CORDS WHEN NOT IN USE. NEVER LEAVE APPLIANCE UNATTENDED, ESPECIALLY IF CHILDREN ARE PRESENT.
13. NEVER PULL THIS PATCH BY THE CORD. DO NOT USE THE CORD AS A HANDLE. DO NOT PINCH CORD.
14. DO NOT TUCK IN, TRAP, FOLD, CROSS, PINCH OR WRAP CORD OR CONTROLLER UNDER THE PATCH OR ANY OTHER INSULATING MATERIAL DURING USE.

-2-

15. CAREFULLY EXAMINE PATCHES, CORD AND CONTROLLER BEFORE EACH USE. DISCARD THE PATCH IF ANY SIGN OF DETERIORATION, WEAR OR DAMAGE. DO NOT TAMPER WITH THIS PATCH IN ANY WAY. IF PATCH UNIT DOES NOT FUNCTION SATISFACTORILY, SEE WARRANTY FOR CUSTOMER CONTACT INFORMATION.
16. LOOP CORD WHEN STORING. ALLOW TO COOL BEFORE STORING. STORE IN THE ORIGINAL PACKAGING, IN A COOL, DARK, DRY PLACE.
17. USE ONLY THE PROVIDED CONTROLLER, AUTHORIZED PATCHES AND PROVIDED POWER SUPPLY (SUNBEAM CHARGER MODEL F06US0950050A).
18. USE THIS APPLIANCE ONLY AT RATED VOLTAGE, AS MARKED ON THE PRODUCT. DO NOT USE WITH GENERATORS, POWER CONVERTERS, OR INVERTERS.
19. DO NOT USE THIS PATCH WITH LINIMENT, SALVE OR OINTMENT PREPARATIONS. SKIN BURNS COULD RESULT.
20. THIS APPLIANCE IS NOT INTENDED FOR MEDICAL USE IN HOSPITALS OR HEALTHCARE FACILITIES. ONLY USE PER THE RECOMMENDED INSTRUCTIONS.
21. DO NOT INGEST FILLING MATERIAL, OR ADHESIVE GEL MATERIAL, IF IT IS INGESTED, SEEK MEDICAL ATTENTION.
22. DO NOT PLACE EXTRA PRESSURE OVER THE PRODUCT SUCH AS HOLDING PATCH DOWN WITH HANDS OR USE OF ADDITIONAL ADHESIVES OR FASTENING METHODS TO HOLD PATCH IN PLACE. REPLACE PATCH WHEN DAMAGED OR WILL NOT ADHERE.
23. DO NOT USE ON AREAS OF BRUISING, SWELLING OR OPEN WOUNDS.
24. STOP USE IF SKIN BECOMES IRRITATED, BRUISED, SWOLLEN, OR IF PAIN AND DISCOMFORT IS EXPERIENCED.
25. NEVER USE THIS APPLIANCE WITH MALIGNANCIES, SKIN ERUPTIONS, SWOLLEN, INFLAMED AREAS OR SIMILAR CONDITIONS. FAILURE TO FOLLOW THIS WARNING MAY SPREAD CONDITION TO OTHER PARTS OF THE BODY.
26. THIS PRODUCT IS ONLY SUITABLE FOR USE IN THE AMBIENT TEMPERATURE BETWEEN 4°C AND 40°C.
27. SAVE THESE INSTRUCTIONS.

FCC STATEMENT

This device complies with part 15 of the FCC Rules. Operation is subject to the following two conditions: (1) This device may not cause harmful interference, and (2) this device must accept any interference received, including interference that may cause undesired operation.”

FCC CAUTION:

Changes or modifications not expressly approved by the party responsible for compliance could void the user’s authority to operate the equipment.

NOTE: This equipment has been tested and found to comply with the limits for a Class B digital device, pursuant to part 15 of the FCC Rules. These limits are designed to provide reasonable protection against harmful interference in a residential installation. This equipment generates, uses and can radiate radio frequency energy and, if not installed and used in accordance with the instructions, may cause harmful interference to radio communications. However, there is no guarantee that interference will not occur in a particular installation. If this equipment does cause harmful interference to radio or television reception, which can be determined by turning the equipment off and on, the user is encouraged to try to correct the interference by one or more of the following measures: —Reorient or relocate the receiving antenna. —Increase the separation between the equipment and receiver. —Connect the equipment into an outlet on a circuit different from that to which the receiver is connected. —Consult the dealer or an experienced radio/ TV technician for help.



KEEP DRY
(Cleaning instructions: controller do not wet / must be kept dry)



RECYCLE
Controller Contains Lithium Battery



READ INSTRUCTIONS



DISPOSE OF PROPERLY
Not for general waste disposal

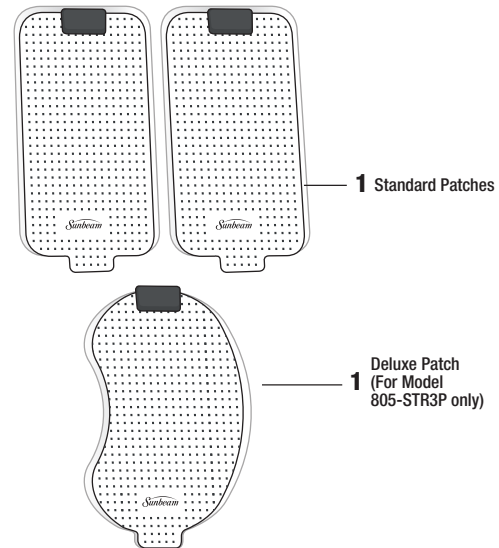


This product has earned the UL Listed Mark

COMPONENTS INCLUDED:

- 2 Standard Patches for Model 804-RFL2P (Starter Kit Model 804-STR2P)
- 1 Deluxe patch (For Model 804-RFL3P only) (Starter Kit Model 805-STR3P)

Figure 1



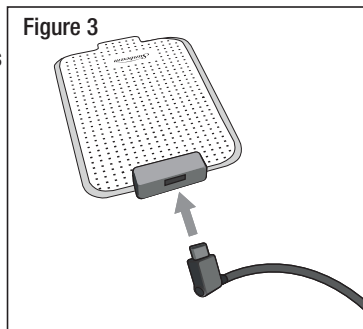
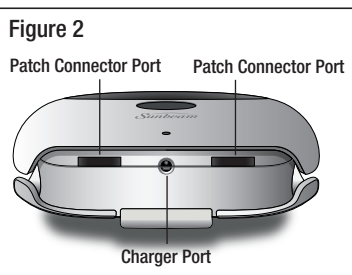
HOW TO USE:

Apply Patches

1. Clean skin with a soft wet washcloth. Mild soap may be used but skin will need to be rinsed thoroughly prior to drying. Ensure skin is completely dry before applying patch.
2. Plug the connector cords into the control unit and patches. (see figure 2 and 3)
3. Remove initial plastic film from patch and throw away.
4. Place patches onto body with the gel side facing skin.
5. Attach belt clip to control unit and clip to pants or place into pocket.
6. Wrap the connector cords around the control unit to remove slack.

Select Heat Setting

1. There are three heat settings, Low, Medium, and High.
2. The High setting is a 20-minute cycle of High Level Heat. After 20 minutes on High, the unit automatically switches to Medium.
3. Do not use High setting more than once in a 2-hour period.
 - i. Note: When skin is exposed to heat, it leads to increased blood flow to the skin and dilation of the capillaries. After use, your skin may be slightly red and warm to touch. This redness should fade over time. **CAUTION:** If discomfort, persistent redness or skin irritation occurs,



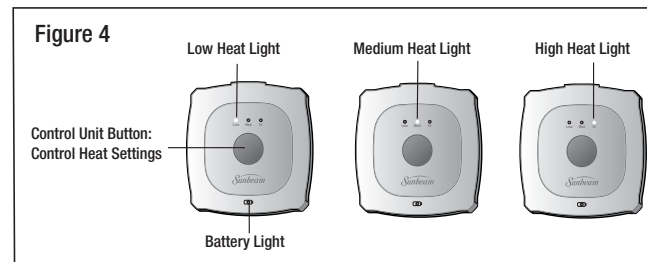
-7-

discontinue use.

- ii. If at any point, the temperature feels too hot, select lower temperature setting or discontinue use.
4. There are heat-setting lights on control unit to indicate if the unit is set to Low, Medium or High. (see figure 4 for light locations)
 5. Use the control unit button to select heat settings by clicking consecutively to scroll through each setting. (see figure 4 for button location)

After Use

1. Place patches onto plastic films that states, "Store patch here, after use" with the gel side facing film.
 - i. Each patch will last up to 10 times. Discard patch when gel no longer sticks to skin. Refill patches sold separately. (Sunbeam Models: 804-RFL2P and 804-RFL3P)
2. Wrap connector cords around control unit for neat and tidy storage.
3. If needed, recharge control unit prior to next use – only use the power supply that was provided with the unit.
4. Store unit and patches in cool dry location between use.



Note: If all 3 Heat Setting lights are flashing, a fault has occurred. Press the power button to shut down the control unit and try a new patch. If flashing lights persist, discontinue use and contact warranty services.

-8-

WHERE TO USE:

The Sunbeam® GoHeat® Standard Patches can be used for common muscle aches and pains.

The Sunbeam® GoHeat® Deluxe Patch can be used for common joint pain.

HOW TO CLEAN:

1. Disconnect unit from power source and patch from control unit.
2. Do not wash or submerge in water.
3. Use a dry cloth to spot wipe the control.
4. If patch becomes wet or soiled, discard and replace.
5. Do not use chemicals to clean product.

LIMITED WARRANTY

Sunbeam Products, Inc. ("Sunbeam") or if in Canada, Newell Industries Canada ULC ("NIC") warrants that for a period of one (1) year from the date of initial retail purchase, this product will be free from defects in material and workmanship, when used in accordance with the instructions provided.

Sunbeam (or NIC) warrants the patches and cords supplied with the unit will be free from defects in material and workmanship for thirty (30) days from the date of initial retail purchase.

Sunbeam (or NIC), at its option, will repair or replace this product or any component of the product found to be defective during the warranty period.

Replacement will be made with a new or remanufactured product or component. If the product is no longer available, replacement may be made with a similar product of equal or greater value. This is your exclusive warranty. Do NOT attempt to repair or adjust any electrical or mechanical functions on this product. Doing so will void this warranty.

This warranty is valid for the original retail purchaser from the date of initial retail purchase and is not transferable. Keep the original sales receipt. Proof of purchase is required to obtain warranty performance. Sunbeam (or NIC) dealers, service centers, or retail stores selling Sunbeam (or NIC) products do not have the right to alter, modify or any way change the terms and conditions of this warranty.

This warranty does not cover normal wear of parts or damage resulting from any of the following: negligent use or misuse of the product, use on improper voltage or current, use contrary to the operating instructions, disassembly, repair or alteration by anyone other than Sunbeam (or NIC) or an authorized Sunbeam (or NIC) service center. Further, the warranty does not cover: Acts of God, such as fire, flood, hurricanes and tornadoes.

What are the limits on Sunbeam's (or NIC's) Liability?

Sunbeam (or NIC) shall not be liable for any incidental or consequential damages caused by the breach of any express, implied or statutory warranty or condition. Except to the extent prohibited by applicable law, any implied warranty or condition of merchantability or fitness for a particular purpose is limited in duration to the duration of the above warranty. Sunbeam (or NIC) disclaims all other warranties, conditions or representations, express, implied, statutory or otherwise.

Sunbeam (or NIC) shall not be liable for any damages of any kind resulting from the purchase, use or misuse of, or inability to use the product including incidental, special, consequential or similar damages or loss of profits, or for any breach of contract, fundamental or otherwise, or for any claim brought against purchaser by any other party. Some provinces, states or jurisdictions do not allow the exclusion or limitation of incidental or consequential damages or limitations on how long an implied warranty lasts, so the above limitations or exclusion may not apply to you. This warranty gives you specific legal rights, and you may also have other rights that vary from province to province, state to state or jurisdiction to jurisdiction.

How to Obtain Warranty Service

In the U.S.A.

If you have any question regarding this warranty or would like to obtain warranty service, please call 1 800 435-1250 and a convenient service center address will be provided to you.

In Canada

If you have any question regarding this warranty or would like to obtain warranty service, please call 1 800 667- 8623 and a convenient service center address will be provided to you.

In the U.S.A., this warranty is offered by Sunbeam Products, Inc. located in Boca Raton, Florida 33431. In Canada, this warranty is offered by Newell Industries Canada ULC, located at 20B Hereford Street, Brampton, Ontario L6Y 0M1. If you have any other problem or claim in connection with this product, please write our Consumer Service Department.

PLEASE DO NOT RETURN THIS PRODUCT TO ANY OF THESE ADDRESSES OR TO THE PLACE OF PURCHASE.