




MARTIN®

FURNITURE

SET-UP INSTRUCTIONS FOR ITEM IMTE4094 TOULOUSE BOOKCASE

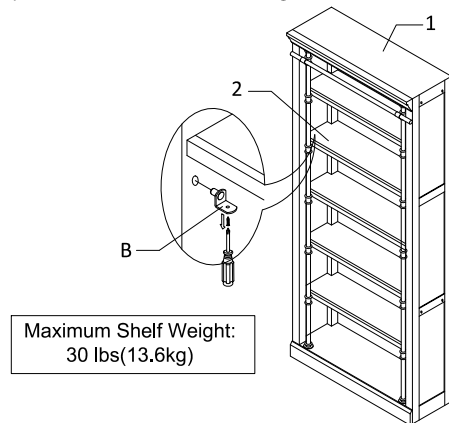
info@martinfurniture.com

N0:	Hardware List		Q'TY
A		Anti-tip hardware kit	1 PCS
B		Shelf holder	16 PCS
C		Allen wrench	1 PC
D		Bolt (1/4"*38mm)	4 PCS
E		Bolt (1/4"*19mm)	4 PCS
F		Lock washer	4 PCS
G		Flat washer	4 PCS

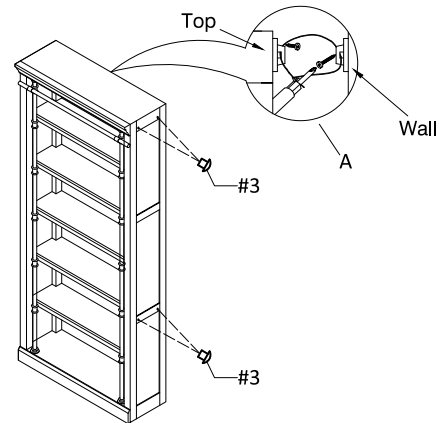
N0:	Parts List		Q'TY
1		Cabinet	1 PC
2		Shelf	4 PCS
3		Wooden cap	8 PCS

Caution: Please read all instructions before assembly and check the carton for any parts that may have come loose during shipment. It is recommended to **use two or more people during the assembly process.**

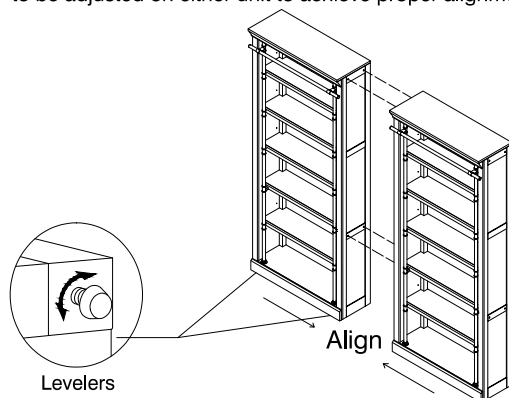
- 1** Shelf is screwed in place for shipping, use phillips head screwdriver to remove screws from shelf pins. Four screws per shelf. Refer to the drawing below:



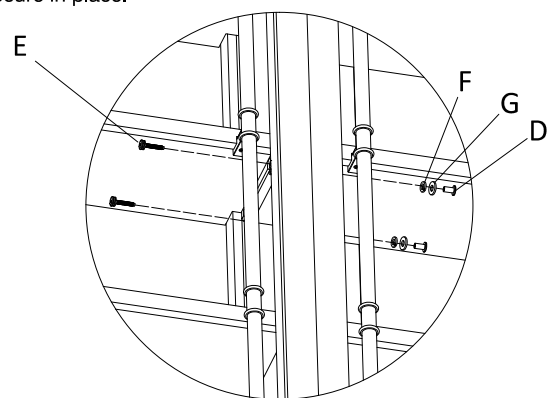
- 2** Anti-tip hardware kit must always be used to prevent the console from tipping.



- 3** To connect multiple units together, align side panels of each cabinet making sure the holes are aligned. Levelers may need to be adjusted on either unit to achieve proper alignment.



- 4** Using the provided Allen wrench (C) lightly screw bolts through the interior of the each cabinet. Once all bolts are in place, tighten to secure in place.



CARING FOR YOUR FURNITURE

- Use a soft, clean cloth that will not scratch the surface when dusting.
- Use of furniture polishes are not necessary. Should you choose to use polishes, test in an inconspicuous area first.
- Using solvents of any kind on your furniture may damage your furniture finish.
- Never use water to clean your furniture as it may cause damage to the finish.
- Always use coasters under beverage glasses and flowerpots.
- Liquid spills should be removed immediately. Use a soft, clean cloth, blot the spill gently. Avoid rubbing.
- Direct sunlight may damage wood finishes.
- Extreme temperature and humidity changes can cause warping, shrinking and splitting of wood furniture. It is best to keep furniture in a climate controlled environment.
- Always use protective pads under hot dishes and plates. Heat can cause chemical changes that may create spotting within the furniture finish.
- In the event that your furniture is stained or otherwise damaged during use, we recommend that you call a professional to repair your furniture.