




800-558-1010 | [www.NBF.com](http://www.NBF.com)


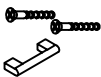




## Esquire Collection -Lateral File

### ASSEMBLY INSTRUCTIONS

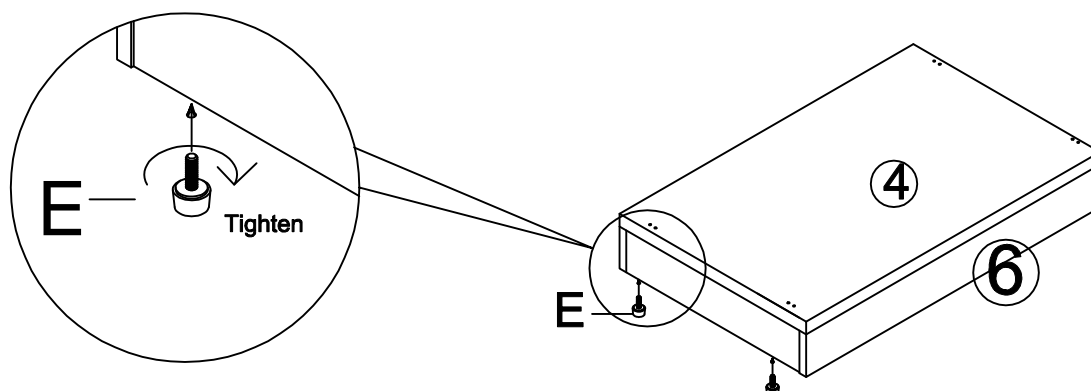
**Congratulations on the purchase of your new Signature Series product!**



Congratulations on the purchase of your new Signature Series product!

Assembly HARDWARE				
S/N	PICTURE	NAME	TOTAL QTY	REMARK
A		leveler	4PCS	
B		Handle With Screws	2SET	Pre-installed inside
C		File clip	12+1(SPARE)	
D		Aluminum File Bar (Long)	2PCS	Use for side to side filing
E		Aluminum File Bar (short)	4PCS	Use for front to back filing
F		Ø4*30Screw	4PCS	Installed

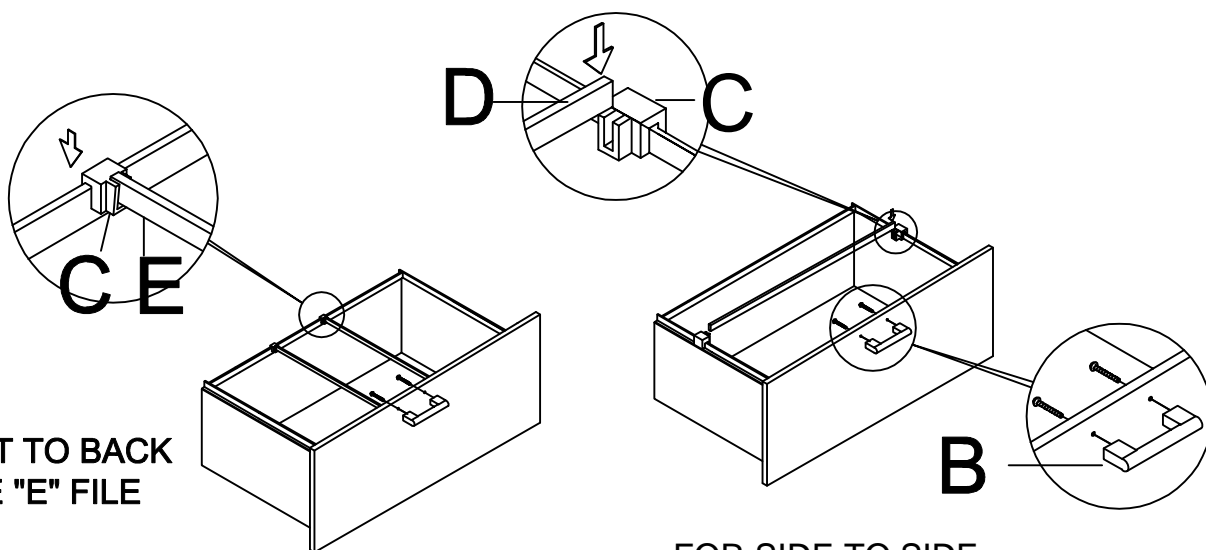
1. INSTALL THE "A" LEVELERS ON THE BOTTOM OF BASE SUPPORT .  
A(4x)



Congratulations on the purchase of your new Signature Series product!

2. INSTALL "B" HANDLES ON DRAWERS, ONE PER DRAWER. PLACE FILE BARS INSIDE DRAWERS WITH "C" FILE CLIPS , USE 2 WITH EACH BAR.

B(2x)  
C(12X)  
D (2X)  
E(4X)



3. COMPLETE

