

Congratulations on the purchase of your new *Signature Series* chair!

**PARTS** — remove all the parts from the carton and verify part quantities as indicated on this parts list.

①



CUSHION — QTY: 1

②



STEEL BASE — QTY: 1

③



1/4"×3/4" SCREW — QTY: 4

④



1/4"×2" SCREW — QTY: 4

⑤



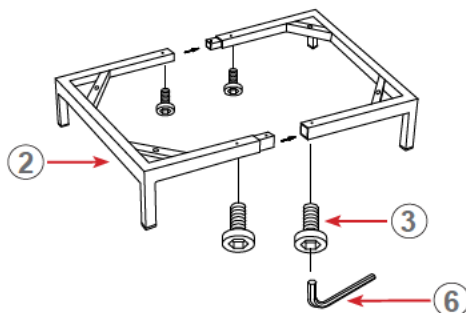
WASHER — QTY: 4

⑥

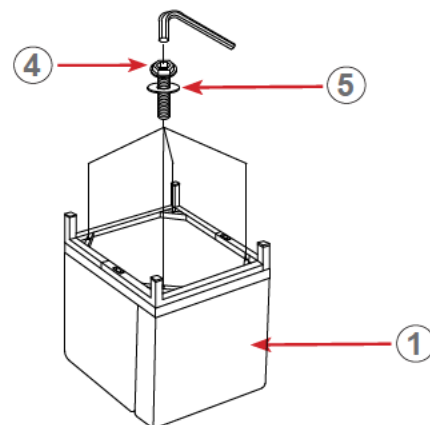


ALLEN KEY — QTY: 1


STEP 1



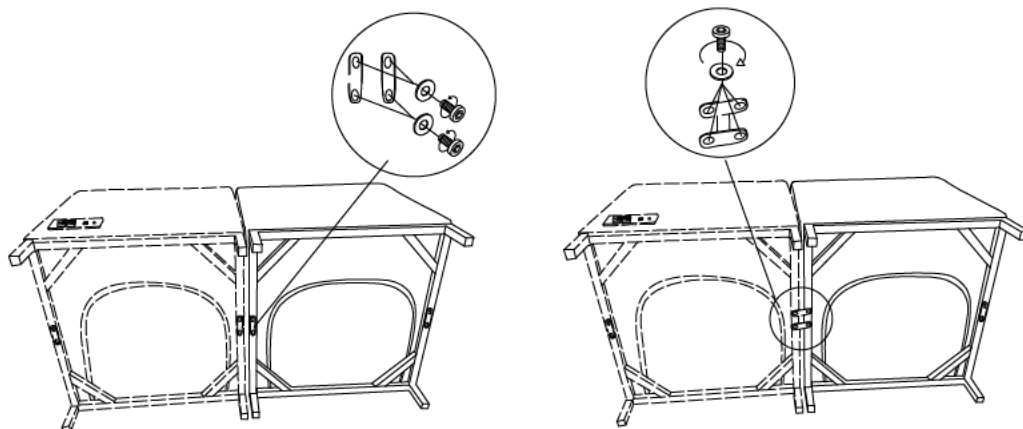
STEP 2



STEP 3



STEP 4



**IMPORTANT:** This chair is to be used by one person at a time. Be sure all screws are securely tightened. Save the wrench and periodically tighten the screws. Do not lean the chair back on two Legs or use the chair as a stepladder. Use this chair for its intended purpose only.